

FACT

BOOK

2015-2016

HOLY SPIRIT UNIVERSITY OF KASLIK

FACT BOOK 2015-2016

Contents

Preface.....	5
General Information	6
USEK Background, Mission and Core Values	7
Faculties/Institutes.....	9
Administrative Units	9
Regional University Centers (RUC)	10
Accreditations and Evaluations	10
Fundamental Texts.....	11
Strategic Plan 2015-2018 - A TRADITION OF EXCELLENCE	12
Leadership	17
Board of Trustees.....	18
President.....	19
Former Presidents.....	20
Academic and Research Council.....	21
Students.....	24
Applications and Admissions	25
Applications by Academic Unit.....	25
Applications by Level	25
Applications by Program	26
Registered Students.....	31
Registration by Academic Unit	31
Enrollment Trend.....	32
Registration by Level	32
Registration by Campus / RUC.....	33
Registration by Academic Unit and Level	34
Registration by Program	38
Registration by Program Comparison Fall 2015 and Fall 2014	45
Registration by Gender	50
Registration by Nationality	51
Online Registration	52
Online Registration by Academic Unit	52
Online Registration by Level.....	52
Online Registration by Campus	52
Online Registration by Seniority.....	53

Retention and Graduation.....	53
First Year Retention by Unit	53
First Year Retention by Program.....	53
Graduation by Cycle.....	55
Graduation by Academic Unit	55
Graduation by Program	56
Time to Graduate by Program	60
Drop-out Ratio by Academic Unit	66
Probation Rates by Level.....	67
Probation Rates by Academic Unit	67
Undergraduate Program Change Requests by Academic Unit.....	68
Undergraduate Program Change Requests by Program	69
Course Management	72
Variation of number of sections and average of Registered Students	73
Hourly Campus Population.....	75
Grades Distribution	76
Changed Grades by Faculty/Institute	77
Faculty and Staff	78
Faculty Members by Type	79
Distribution of Full-time Faculty Members by Degree	79
Distribution of Full-time Faculty Members by Rank.....	79
Full-time Faculty Members Age Distribution	80
Full-time Faculty Members Age Distribution by Rank.....	81
Full-time Faculty Members Seniority at USEK.....	81
Faculty Applications and Recruitment.....	81
Employees Distribution	82
Employees Age Distribution	82
Employees Seniority at USEK.....	82
International Relations.....	83
List of Memberships by Country	84
List of Agreements	86
Agreements by Country	92
Staff Mobility	94
Higher Center for Research.....	96
Researchers	97

HCR Partners.....	97
Library.....	98
Quality Assurance and Institutional Effectiveness Office.....	101
Mission	102
Vision	102
Adherence to Quality Networks	102
USEK Cares.....	103
Social Service	104
Continuous Teaching & Learning Improvement	105
Course Feedback Survey Results	105
Course Self-Assessment by Faculty	106
Welfare of people on campus	107
Students Participation	107
Main factors for choosing USEK.....	107
General Impression on the services at USEK	108
Opinion concerning taking into consideration of the answers	108
Corporate Image.....	109
Website	110
Mobile App	110
Social Media.....	110
Facebook.....	110
Twitter	111
YouTube.....	111
LinkedIn University Page.....	111
Other Platforms.....	111
E-learning.....	111
E-portfolio.....	111

Preface

Dear Friends and Colleagues,

I have the pleasure to present to you the Holy Spirit University of Kaslik Fact Book 2015-2016.

The USEK Fact Book is a yearly publication that consists of facts and figures on the different aspects of the University. It includes general information in the University and its administration, statistics on students' admission, enrollment, retention and graduation, indicators on course management, human resources, students' satisfaction, international relations and other information about USEK.

The Fact Book serves multiple purposes: it provides support for decision making, it takes a part in the strategic planning since it reflects the current status of the University and serves as a self-assessment tool and it's a proof on the proficiency of the academic programs offered in USEK. In addition, the USEK Fact Book provides a snapshot on the different aspects and characteristics of USEK to both internal and external constituents.

I would like to express my gratitude to the colleagues from different units who took part in providing information for this book.

We would appreciate your feedback and comments to improve the quality of this publication in its future releases. Please do not hesitate to contact us at provost@usek.edu.lb and let us know how we can serve you better.

Georges Yahchouchi, Ph.D.

Provost

General Information

USEK Background, Mission and Core Values

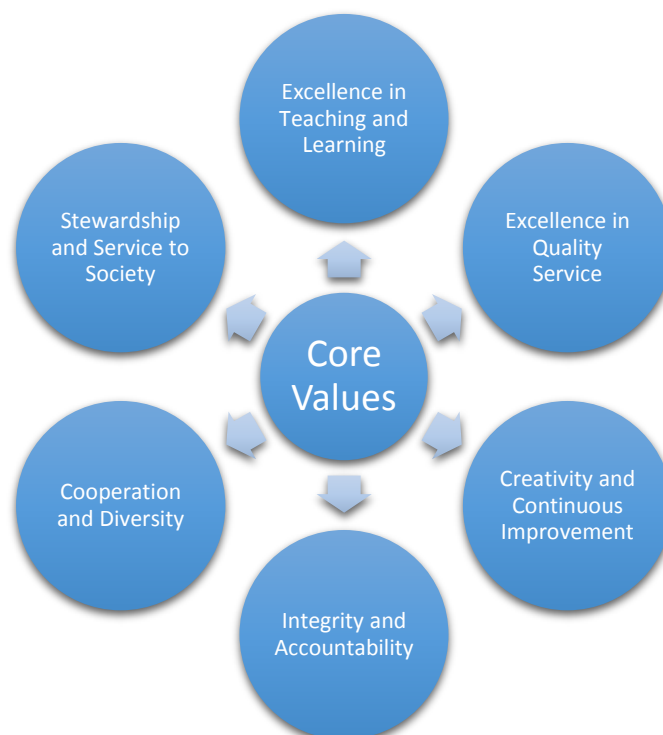
Background

USEK was founded in 1938 as an independent private Catholic institution, by the Lebanese Maronite Order (hereafter referred to as the “OLM”) who serves Higher education in monasteries since the 18th century. The University was founded before the first Lebanese Law of Higher Education promulgated in 1961, and by that date, the Lebanese State recognized USEK as a private Higher Education Institution in Lebanon, according to the Law of Higher Education in Lebanon. Since 1997, the university has adopted the North American credit system, in order to facilitate students’ credit transfer and recognition and to move toward an American Style institution.

Mission

Since its founding, USEK seeks, and in accordance with the Article 92 of the Constitutions of the OLM (ed. 2012) and the social teaching of the Catholic Church on universities, to contribute to the development of all its students through quality educational programs and research in various fields of study. By providing a high quality American-style education to its students, USEK intends to prepare future leaders for innovation, professional growth and life-long learning, in Lebanon, within the Middle East and throughout the world. USEK is committed to a faith-based educational development of its students rooted in the Catholic tradition whereby spiritual values and ethics as well as respect for cultural and religious pluralism are promoted.

Core Values



EXCELLENCE IN TEACHING AND LEARNING

USEK is committed to provide its students an excellent educational and academic experience. Therefore, we promote active learning and use of technology in order to support and enhance educational provision, build teamwork and peer observation in teaching and learning, support research and innovation in teaching, and commit ourselves to insuring continuous professional development to our faculty and staff.

EXCELLENCE IN QUALITY SERVICE

We are committed to roll quality service that impacts our stakeholders, both within and outside the University Campus. We strive to offer the best quality service, acting at all times with integrity and professionalism and are devoted to serving the common good by better understanding and meeting the needs and expectations of our students, faculty, staff, and external constituents.

CREATIVITY AND CONTINUOUS IMPROVEMENT

We assert commitment to continuously improve University stakeholders' well-being through creative ideas, innovation and positive change. We stimulate creativity and innovation by manifesting freedom of thought, autonomy, empowerment and decision making.

INTEGRITY AND ACCOUNTABILITY

We commit to act with honesty and integrity, be open and fair for maintaining the highest relationship trust. We aim to communicate transparently to serve in the best interest of students, faculty, staff, and other constituents. We believe in continuous assessment of our practices and hold ourselves accountable of our own actions that influence the well-being of our students, faculty members and fellow employees.

COOPERATION AND DIVERSITY

We believe in synergy of cooperation and teamwork and provide support to one another. We value diversity, talents, others' views, promoting justice, fairness, equitable treatment, and creating a positive and enjoyable workplace.

STEWARDSHIP AND SERVICE TO SOCIETY

We are socially responsible for the welfare of human beings, through education, social assistance and community support. Thus, we devote ourselves to guide and support our students throughout their higher education. We are keen on cultivating ethics and moral conducts in line with our Catholic social teaching and commit to ensure the safety of our people in a healthy work environment.

Faculties/Institutes

USEK includes today 15 Academic Units (12 Faculties and 3 Institutes)

Academic Units	Founding dates
Pontifical Faculty of Theology	1950
Faculty of Philosophy and Humanities	1950
Faculty of Letters	1950
Faculty of Law	1950 for the Canon Law 1988 for the Faculty of Law
Faculty of Business and Commercial Sciences	1966
Faculty of Music	1970 Institute of Musicology 1993 Faculty of Music
Faculty of Fine and Applied Arts	1974
Faculty of Agricultural Sciences	1988
Faculty of Medicine and Medical Sciences	2001
Faculty of Sciences	2000 Faculty of Sciences and Computer Engineering, 2010 Faculty of Sciences
Faculty of Engineering	2000 Faculty of Sciences and Computer Engineering, 2010 Faculty of Engineering
Faculty of Religious and Oriental Studies	1969 Institute of Liturgy 2011 Faculty of Religious and Oriental Studies
Institute of History (Affiliated to the Faculty of Letters)	1972
Higher Institute of Nursing Sciences (Affiliated to the Faculty of Medicine and Medical Sciences)	1999
Higher Institute of Political and Administrative Sciences (Affiliated to the Faculty of Law)	2006

Administrative Units

Alumni Office	Liturgical Publications Service
Architecture and Maintenance Office	Marketing Office
Archive Office	Office of Relations with Public Administration
Career Services Office	Orientation Office
Communications Office	Press Office
Courier Service	Proctoring Office
Editing Office	Public Relations Office
Human Resources - Administrative and Technical Personnel Office	Quality Assurance and Institutional Effectiveness Office
Human Resources - Teaching Personnel Office	Registrar Office
Infirmary	Safety and Security Office
International Affairs Office	Social Services Office
IT Office	Sports Service

Laboratories Service
Legal Affairs Office
Library

Student Affairs Office
University Pastoral Office
USEK Publications Office (PUSEK)

Regional University Centers (RUC)

3 Regional University Centers	Founding dates
RUC Zahle located in the Bekaa Valley	2000
RUC Chekka located in the North	2000
RUC Rmeich located in the South	2000



Accreditations and Evaluations

Institutional Evaluation Program

In September 2009, USEK has completed an Institutional Evaluation Program conducted by the European Association of Universities (EUA) and became the first university in the Middle East that conducts such an evaluation program.



Evalag European Institutional Accreditation

In December 2012, USEK was granted the European Institutional Accreditation for five years by the German institution, evalag EVALUATIONSAGENTUR BADEN – WÜRTTEMBERG, EQAR (European Quality Assurance Register), ENQA (European Association for Quality Assurance in Higher Education) and EUA member.



MATRIX Accreditation for Student Support Services

USEK became the first university in Lebanon and the region to gain accreditation for its student support services, which aims to ensure its commitment to offer high quality services to its students for their welfare on campus, and ultimately for supporting them in their learning, career and life goals.




Accredited Programs

Computing Programs

Two Computing Programs are accredited by the Computing Accreditation Commission of ABET, <http://www.abet.org>, the global accreditor of college and university programs in applied science, computing, engineering, and engineering technology. These programs are listed as follows:

Faculty of Sciences:

- Computer Science (BS)
- Information Technology (BS)



Engineering Programs

Seven Engineering Programs are accredited by the Engineering Accreditation Commission of ABET, <http://www.abet.org>, the global accreditor of college and university programs in applied science, computing, engineering, and engineering technology. These programs are listed as follows:

Faculty of Agricultural and Food Sciences:

- Agricultural Engineering (Engineering Diploma)



Faculty of Engineering:

- Biomedical Engineering (BE)
- Chemical Engineering (BE)
- Computer Engineering (BE)
- Electrical and Electronics Engineering (BE)
- Mechanical Engineering (BE)
- Telecommunications Engineering (BE)

To know more about ABET Accreditation, please click on the following links:

- [Why Accreditation Matters >](#)
- [Accreditation Step by Step >](#)
- [Accredited Program Search >](#)

Fundamental Texts

USEK Bylaws

Faculty Bylaws and Faculty Guide

Academic Life – Undergraduate

Academic Life – Graduate

Doctoral College Regulations

Information Technology User Policy

New Corporate Identity Guidelines

Social Media Policy and Guidelines

Faculty Remuneration Policy

Research Funding Policy

Disciplinary Statute at USEK

Grading System

In addition to around 70 procedures.

Strategic Plan 2015-2018 - A TRADITION OF EXCELLENCE

USEK strategic planning is based on several strategic orientations reflected in its institutional mission. **Evolution in continuity was the key focus of the strategic discourse in the last six years. Evolution in continuity is done through a look for the future.** We are at a point in our institutional evolution where we must make the kinds of choices that will move the University forward to an institution of distinction. We must make selective investments that will give us the biggest impact and which will do the most to improve the University's overall standing in the years to come.

STRATEGIC DIRECTION A: Ensure the continuance and deepening of a strong, mission-based, academically rigorous Catholic identity.

STRATEGIC GOALS

- To review applicable course curriculum of each undergraduate program to adapt and incorporate elements of the Catholic Intellectual Tradition.
- To organize an on-campus faculty/student symposium related to Mission/Catholic Identity.
- To engage in catholic educational activities as service learning, local outreach, mission trips etc.
- To engage in research, academic and non-academic activities linked to support Syriac inheritance.
- To develop or modify existing places for worship and spiritual reflection on campus.
- To create a program of faculty incentives to support the development of periodic ethics conferences/symposia.
- To continue to expand collaboration with domestic and international mission organizations.
- To sustain the University mission and institutional effectiveness through a modern governance structure that reflects accountability, participation, transparency and effectiveness.

STRATEGIC DIRECTION B: Realize USEK academic programs as a **distinctive model of undergraduate and graduate students' academic achievements and career success.**

STRATEGIC GOALS

- To graduate students able to articulate English in their professional life.
- To enhance students' retention, progression and graduation rates.
- To provide excellent career advice, guidance and linkage with employers.

- To recognize and celebrate student achievements and contributions.
- To increase student satisfaction with academic and pastoral support.
- To provide student opportunities and support for developing their graduate attributes and employability.
- To enroll a greater percentage of external undergraduate transfer students.
- To explore a new proactive advising model for freshmen and students in transition.
- To ensure the prominence of a student-centered culture throughout support services that are cohesive and multifaceted.
- To maintain a high quality student-centered focus in inter-institutional delivery strategies.
- To provide equal quality of teaching and learning in USEK main campus and RUCs
- To stimulate in our students a lifelong thirst for knowledge and learning and to encourage a pioneering, innovative and independent attitude and an aspiration to achieve success within and beyond the University.
- To grow our postgraduate learning community by expanding our range of opportunities for postgraduate study, with particular emphasis on lifelong learning and professional certificates.
- To support students in managing their personal and financial problems in order to reach their educational targets.

STRATEGIC DIRECTION C: Enhance **organizational excellence** by sustaining a culture of continuous improvement and development.

STRATEGIC GOALS

- To emphasis on continuous quality assurance and to work as a whole community to situate our work in strategic context, to value and celebrate our endeavors, to actively seek the views of all those whose needs we serve, and to be imaginative in realizing the potential for improvement.
- To enhance the management and effectiveness of our external and internal communications.
- To ensure, effective and transparent management and data driven decision-making communicated to the community.
- To establish the highest standard of governance, characterized by accountability, responsibility and commitment to our institutional mission, prudent and ethical leadership.
- To configure university support services for efficiency and effectiveness (sustainability).

- To sustain process of continuous delivery assessment and continuous improvement at programs and courses levels, Academic Quality Assurance (AQA)

STRATEGIC DIRECTION D: To foster the **University local engagement** through public and social service, extending the reach of our educational programs, strategic partnership, and students' civic commitment.

STRATEGIC GOALS

- To strengthen the bonds and celebrate our links with our alumni.
- To increase the number of active alumni engagements with the University via the Alumni Services website, social media and e-newsletters.
- To support and provide opportunities for increasing students' civic and global knowledge, experience, and perspectives.

STRATEGIC DIRECTION E: Achieve distinction in **globalizing** the university.

STRATEGIC GOALS

- To broaden and deepen our commitment to working in partnership with other HEIs and external agencies through researches and global networking.
- To increase the number of international students (undergraduate, graduate and post graduate).
- To partner with various institutions for academic alliances.
- To seek compliancy with high quality standards through peer review, institutional and program accreditations.

STRATEGIC DIRECTION F: To foster a vibrant successful and interactive **research community** that generates ideas and makes a positive contribution to the societal cultural, environmental, health and wealth development of Lebanon and global communities.

STRATEGIC GOALS

- To create increased opportunities, through support, advice and guidance, for participation in research dissemination and publication opportunities.
- To increase research support from external sources.
- To increase opportunities to interdisciplinary research.
- To build a robust research infrastructure.

- To foster research collaborations with HEIs, employers, commercial partners, local development stakeholders and public agencies.
- To continuously enhance our library infrastructure to fully meet the diversity of needs amongst our learning community and of members of the wider community wishing to share our resources and e-resources.

STRATEGIC DIRECTION G: To value, support, and develop the potential of our staff team building to make the university a **stimulating and successful place to work**.

STRATEGIC GOALS

- To foster a spirit of justice and commitment to the service of others amongst our university community.
- To promote and actively support employee well-being and career development for all staff.
- To promote collaborations among faculty and staff and build a community of scholars.
- To support and provide incentives for faculty and staff to engage in collaborative global scholarship.
- To enhance institutional pride among all staff and faculty.

STRATEGIC DIRECTION H: To provide a cutting edge, innovative and stimulating teaching and learning environment.

STRATEGIC GOALS

- To advocate for, demonstrate and embed exemplary practices in teaching and learning
- To increase international exposure for academic staff, peer networking, teaching and learning and research opportunities.
- To recruit leading scholars whose work is influential in their fields and on the world.
- To provide opportunities to facilitate faculty career development.
- To significantly advance and embed incorporation of blended e-learning strategies and new technologies in the teaching and learning environment and creative program design.
- To implement a process of program re-conceptualization with emphasis on: creation of collaborative intra-faculty and inter-faculty offerings.
- To provide high quality and flexible opportunities for Continuing Professional Development and Life-long learning for faculty.

- To sustain and develop the program review process that focus on AQA, leading to new or updated students learning outcomes.

STRATEGIC DIRECTION I: To fully utilize the potential of USEK main campus and regional campuses in serving the students, faculty and staff and provide a campus model in information technology, energy saving and environmental sustainability.

STRATEGIC GOALS

- To implement the road map for a green campus and decrease the carbon footprint at Kaslik and be a model for the Middle East.
- To implement gradually the new campus plan.
- Promote partnerships with governmental and non-governmental organization to achieve the road map to green campus and the new campus plan.

Leadership

Board of Trustees



Dr. George Altirs
Vice-Chair of USEK Board of Trustees
President & CEO of Capelli New York



Sister Therese Antone, RSM
Chancellor of Salve Regina University



Dr. Anthony Asher
Chairman of Weston Inc.



Elias Ayoub, M.D.
Chair of USEK Board of Trustees
Otolaryngology, U.S.A.



Mr. Fady Chamoun
President and CEO of Seasoned Brand LLC, U.S.A.



Mr. Pierre Chelala
President of Chelala Inc. & President of Global Financial Corporation




William "Bill" Clements, Ph.D.
Vice-President and Dean of Norwich University



Bassam M. Deeb, Ph.D.
Secretary General of USEK Board of Trustees
President of Trocaire College



Mr. Charles Hage
CEO of Holding Xol Society



Mr. Ziad Hayek
Secretary General of the Lebanese Higher Council for Privatization



Father Professor Georges Hobeika
President of the Holy Spirit University of Kaslik



Mr. Shadi Antoine Karam
Senior Advisor to the Prime Minister of Lebanon



Mr. Marwan Kheireddine
Chairman & General Manager, Al Mawarid Bank



Mr. Ray Lahood
Senior Adviser to The Dirksen Congressional Center



Fr. Hady Mahfouz
OLM Second Assistant General



Thomas Sabbagh, Ph.D.
Professor of Management & Leadership and Academic Assessment Expert



Joseph Saliba, Ph.D.
Professor of Engineering and Former Provost, University of Dayton



Dr. Salim Sfeir
Chairman and CEO Bank of Beirut

President



Father Professor Georges W. Hobeika, member of the Lebanese Maronite Order, became the President of the Holy Spirit University of Kaslik (USEK) in September 2016.

Father Professor Hobeika has held several leading academic and administrative positions. At the Holy Spirit University of Kaslik, he served as Dean of the Faculty of Philosophy and Humanities from 1992 till 2001. Between 2001 and 2010, he served as the Vice-President for Research and Francophone Affairs, the President of the Higher Research Centre as well as the President of the Doctoral College. As President of the USEK Construction Commission for 4 years (2002-2006), he oversaw all the site constructions and renovations held at the University. In 2010,

Father Professor Hobeika was appointed as Vice-President for International Affairs, and later in 2013 as the Deputy-President for Francophone International Affairs.

In 2011, Father Professor Hobeika received the award of the Insignia of Officer from the Order of Academic Palms by the French Government for his major academic contributions.

On the national level, from 2002 to date, Father Professor Hobeika has been serving as a member of the Equivalence Committee at the Lebanese Ministry of Education and Higher Education.

On the international level, he is member of the Board of Directors of ACISE (International Catholic Association of Institutions of Education Sciences, and the Sectorial Group of the International Federation of Catholic Universities - IFCU), and a Member of the Board of Unimed (Union of Mediterranean Universities). He has contributed in several areas of studies and has lectured in philosophy, politics, education, ethics, religion, socio-economics. He is also a Visiting Professor and Lecturer in numerous countries including France, Italy, Germany, Poland, Chile, Argentina and Australia. He is fluent in four languages: Arabic, French, English and German.

Father Professor Hobeika was born in Meedane in the district of Jezzine in South Lebanon, but he also has French citizenship. He received his Ph.D. degree in German Philosophy with highest distinction from Paris-Sorbonne University in 1992. He took his first degree in Theology from the Holy Spirit University of Kaslik (USEK) in 1983. He is the author of several widely published books and articles.

Former Presidents



Father Hady Mahfouz
2007-2016



Father Antoine Al Ahmar
2004-2007



Father Karam Rizk
2001-2004



Father Joseph Mouannes
1998-2001



Father Antoine Khalife
1995-1998



Father Elias Khalife
1992-1995



Father Louis Hage
1986-1992



Father Jean Tabet
1980-1986



Father Pierre Azzi
1974-1980



Father Etienne Sacre
1968-1974



Father Pierre Azzi
1964-1968



Father Gerges Abou Saber
1961-1964

Academic and Research Council



Father Professor Georges Hobeika
President of the Holy Spirit University of Kaslik (USEK)



Father Professor Jean Akiki,
Senior Vice-President



Father Doctor Georges Azzi,
Vice President for Finance



Father Doctor Talal Hachem,
Vice President for Community Life



Doctor Georges Yahchouchi,
Provost



Professor Hoda Nehme,
Deputy President for Cultural Affairs



Professor Nehme Azoury,
Deputy President for Research



Doctor Rima Mattar,
Deputy President for International Affairs and Global Initiatives



Doctor Faten El Hage,
Deputy President for Teaching and Learning



Father Doctor Antoine Al Ahmar,
Dean of the Pontifical Faculty of
Theology



Father Professor Jean Reaidy,
Dean of the Faculty of Philosophy
and Humanities



Professor Nicole Chalhoub,
Dean of the Faculty of Letters and
Dean of the Doctoral College



Professor Elie Assaf,
Dean of the Faculty of Business
and Commercial Sciences



Father Doctor Badih El Hajj,
Dean of the Faculty of Music



Doctor Paul Zgheib,
Dean of the Faculty of Fine and
Applied Arts



Doctor Lara Wakim,
Dean of the Faculty of
Agricultural and Food Sciences



Professor Jean-Claude Lahoud,
Dean of the Faculty of Medicine
and Medical Sciences



Doctor Walid Hleihel,
Dean of the Faculty of Sciences



Doctor Barbar Zeghondi,
Dean of the Faculty of
Engineering



Father Youssef Tannous,
Dean of the Faculty of Religious
and Oriental Sciences



Father Doctor Joseph Moukarzel,
Main Librarian



Dr. Eric Savaux
Dean of the Faculty of Law



Dr. Ghada Karam,
Faculty Member



Dr. Joseph Al Assad,
Faculty Member

Students

Applications and Admissions

In Fall 2015-2016, USEK accepted 2105 individual applicants, out of which 1840 were accepted and 1465 were registered.

According to USEK Rules and Regulations, an applicant can select up to three majors. Thus, each choice is considered as an application.

Applications by Academic Unit

Fall 2015-2016

Unit	Received Applications	Accepted Applications	Acceptance Rate*	Enrolled Applicants	Registration Rate**
Agricultural and Food Sciences	193	168	87%	94	56%
Business and Commercial Sciences	736	618	84%	276	45%
Engineering	611	265	43%	144	54%
Fine and Applied Arts	805	546	68%	329	60%
Law	166	133	80%	80	60%
Letters	101	78	77%	47	60%
Medicine and Medical Sciences	184	94	51%	88	94%
Music	32	24	75%	13	54%
Philosophy and Humanities	153	134	88%	81	60%
Religious and Oriental Sciences	2	2	100%	2	100%
Sciences	256	236	92%	89	38%
Theology	57	51	89%	42	82%
History	3	3	100%	1	33%
Nursing Sciences	21	19	90%	14	74%
Political and Administrative Sciences	53	51	96%	20	39%
Doctoral College	24	20	83%	15	75%
Total	3397	2442	72%	1335	55%

* The acceptance rate is the percentage of accepted applications compared to the number of received applications

** The registration rate is the percentage of registered applicants compared to number of accepted applications

Applications by Level

Level	Received Applications	Accepted Applications	Acceptance Rate*	Enrolled Applicants	Registration Rate**
Undergraduate	2843	2026	71%	1017	50%
Graduate	415	370	89%	277	75%
Doctoral	139	46	33%	41	89%
Total	3397	2442	72%	1335	55%

* The acceptance rate is the percentage of accepted applications compared to the number of received applications

** The registration rate is the percentage of registered applicants compared to number of accepted applications

Applications by Program

Faculty of Agricultural and Food Sciences

Program	Received Applications	Accepted Applications	Enrolled Applicants
Undergraduate			
Bachelor in Human Nutrition and Dietetics	92	88	44
Bachelor of Science in Engineering Sciences - Food Engineering	29	23	13
Diploma of Agricultural Engineering	53	41	26
Graduate			
Master of Science in Clinical Nutrition	7	6	4
Master of Science in Enology	1	1	1
Master of Science in Food Engineering	6	5	4
Master of Science in Nutrition and Public Health	5	4	2

Faculty of Business and Commercial Sciences

Program	Received Applications	Accepted Applications	Enrolled Applicants
Undergraduate			
Bachelor in Business Administration - Audit	96	89	43
Bachelor in Business Administration - Business Computing	20	17	2
Bachelor in Business Administration - Finance	153	136	55
Bachelor in Business Administration - Hotel Management	25	15	4
Bachelor in Business Administration - Management	185	154	64
Bachelor in Business Administration - Marketing	63	52	15
Bachelor in Business Administration - Transport and Logistics	28	22	11
Graduate			
Master in Business Administration - Audit	20	16	8
Master in Business Administration - Banking Operations and Management	16	15	9
Master in Business Administration - Finance	21	16	8
Master in Business Administration - Financial Engineering	22	18	13
Master in Business Administration - Human Resources	11	11	4
Master in Business Administration - Management and International Affairs	24	20	17
Master in Business Administration - Marketing	24	23	14
Master of Science in business Administration - Finance	18	11	7
Master of Science in business Administration - Management	10	3	2

Faculty of Engineering

Program	Received Applications	Accepted Applications	Enrolled Applicants
Undergraduate			
Bachelor of Engineering in Biomedical Engineering	60	28	10
Bachelor of Engineering in Chemical Engineering	67	37	22

Bachelor of Engineering in Civil Engineering	190	75	43
Bachelor of Engineering in Computer Engineering	34	20	12
Bachelor of Engineering in Electrical and Electronics Engineering	62	25	14
Bachelor of Engineering in Mechanical Engineering	149	60	35
Bachelor of Engineering in Telecommunications Engineering	46	17	8

Faculty of Fine and Applied Arts

Program	Received Applications	Accepted Applications	Enrolled Applicants
Undergraduate			
Bachelor of Arts in Advertising	22	14	5
Bachelor of Arts in Design and Applied Arts	163	113	63
Bachelor of Arts in Graphic Design	57	45	16
Bachelor of Arts in Sacred Art	1	1	
Bachelor of Arts in Visual and Performing Arts - Audio-Visual: Multimedia	22	18	9
Bachelor of Arts in Visual and Performing Arts - Cinema and Television	52	42	19
Bachelor of Arts in Visual and Performing Arts - Photography	11	9	1
Bachelor of Arts in Visual and Performing Arts - Theater	5	5	3
Bachelor of Science in Architectural Studies	406	233	156
Graduate			
Master in Advertising	2	2	
Master in Graphic Design	10	10	9
Master in Interior Architecture	51	51	48
Master in Visual Arts - Cinema	2	2	
Master of Arts in Sacred Art	1	1	

Faculty of Law

Program	Received Applications	Accepted Applications	Enrolled Applicants
Undergraduate			
Law Degree	139	108	60
Graduate			
Master in Criminology	9	9	7
Master in Law	9	8	6
Master of Law in International and comparative Law	7	7	7

Faculty of Letters

Program	Received Applications	Accepted Applications	Enrolled Applicants
Undergraduate			
Bachelor of Arts in Arabic Language and Literature	1	1	1
Bachelor of Arts in English Language and Literature	3	3	3
Bachelor of Arts in French Language and Literature	3	3	
Bachelor of Arts in Journalism and Communication	28	18	9

Bachelor of Arts in Modern Languages and Translation	43	31	17
Graduate			
Diploma in Interpretation	6	5	5
Master of Arts in E-Journalism and E-communication	2	2	
Master of Arts in English Language and Literature	2	2	1
Master of Arts in French Language and Literature	3	3	2
Master of Arts in Translation	10	10	9

Faculty of Medicine and Medical Sciences

Program	Received Applications	Accepted Applications	Enrolled Applicants
Undergraduate			
Bachelor of Science in Health Fundamental Sciences	43	42	36
Doctorate of Medicine	26	26	26
Doctoral			
Diploma of Specialized Studies	115	26	26

Faculty of Music

Program	Received Applications	Accepted Applications	Enrolled Applicants
Undergraduate			
Bachelor of Arts in Higher and Specialized Music Education - Arabic Singing	2	2	
Bachelor of Arts in Higher and Specialized Music Education - Musical Instrument	1	1	
Bachelor of Arts in Music - Music Education	11	7	4
Bachelor of Arts in Music - Musicology	14	10	5
Graduate			
Research Master in Music - Musicology	4	4	4

Faculty of Philosophy and Humanities

Program	Received Applications	Accepted Applications	Enrolled Applicants
Undergraduate			
Bachelor of Arts in Education	43	34	18
Bachelor of Arts in Philosophy	6	5	1
Bachelor of Arts in Psychology - Clinical Psychology	38	35	16
Bachelor of Arts in Psychology - Industrial Psychology	10	9	4
Bachelor of Arts in Social Sciences	5	5	2
Teaching Diploma	18	17	15
Graduate			
Master of Arts in Education - Administration of Education	17	15	12
Master of Arts in Education - Basic Education	2		
Master of Arts in Education - Technology of Education	1	1	
Master of Arts in Psychology - Clinical Psychology	12	12	12
Master of Arts in Social Sciences - Labor and Social	1	1	1

Intervention			
--------------	--	--	--

Faculty of Religious and Oriental Sciences

Program	Received Applications	Accepted Applications	Enrolled Applicants
Undergraduate			
Bachelor in Liturgy	1	1	1
Bachelor of Arts in Religious and Pastoral Education	1	1	1

Faculty of Sciences

Program	Received Applications	Accepted Applications	Enrolled Applicants
Undergraduate			
Bachelor of Science in Actuarial and Financial Mathematics	13	13	7
Bachelor of Science in Biochemistry	99	90	33
Bachelor of Science in Chemistry	8	6	
Bachelor of Science in Computer Science	67	58	15
Bachelor of Science in Information Technology	21	21	6
Bachelor of Science in Life and Earth Sciences	22	22	7
Graduate			
Master of Science in Actuarial and Financial Mathematics	3	3	3
Master of Science in Biochemistry	14	14	12
Master of Science in Chemistry	1	1	1
Master of Science in Computer Science	2	2	1
Master of Science in Life and Earth Sciences	6	6	4

Pontifical Faculty of Theology

Program	Received Applications	Accepted Applications	Enrolled Applicants
Undergraduate			
Bachelor of Arts in Theology	52	47	38
Graduate			
Master of Arts in Theology	5	4	4

Institute of History

Program	Received Applications	Accepted Applications	Enrolled Applicants
Undergraduate			
Bachelor of Arts in History	2	2	1
Graduate			
Master of Arts in History	1	1	

Higher Institute of Nursing Sciences

Program	Received Applications	Accepted Applications	Enrolled Applicants
Undergraduate			

Bachelor of Science in Nursing Sciences	21	19	14
---	----	----	----

Higher Institute of Political and Administrative Sciences

Program	Received Applications	Accepted Applications	Enrolled Applicants
Undergraduate			
Bachelor in International Relations	20	19	8
Bachelor in Political Sciences	14	14	2
Graduate			
Master in Diplomacy and International Security	10	9	8
Master in Political Sciences	9	9	2

Doctoral College

Program	Received Applications	Accepted Applications	Enrolled Applicants
Doctoral			
Doctorate in Humanities and Social Sciences - Business	6	2	1
Doctorate in Humanities and Social Sciences - Education	2	2	2
Doctorate in Humanities and Social Sciences - French Language and Literature	1	1	1
Doctorate in Humanities and Social Sciences - Liturgy	1	1	1
Doctorate in Humanities and Social Sciences - Music	3	3	
Doctorate in Humanities and Social Sciences - Theology	4	4	4
Doctorate in Sciences and Technology - Agriculture and Food Sciences	7	7	6

Registered Students

Registration by Academic Unit

Academic Unit	Fall 2015-2016		Spring 2015-2016	
	Nb. of Students	Ratio*	Nb. of Students	Ratio*
Faculty of Agricultural and Food Sciences	499	6.4%	476	6.6%
Faculty of Business and Commercial Sciences	1515	19.6%	1399	19.4%
Faculty of Engineering	811	10.5%	752	10.4%
Faculty of Fine and Applied Arts	2359	30.5%	2190	30.3%
Faculty of Law	293	3.8%	271	3.8%
Faculty of Letters	256	3.3%	240	3.3%
Faculty of Medicine and Medical Sciences	336	4.3%	331	4.6%
Faculty of Music	85	1.1%	79	1.1%
Faculty of Philosophy and Humanities	295	3.8%	295	4.1%
Faculty of Religious and Oriental Sciences	7	0.1%	7	0.1%
Faculty of Sciences	368	4.8%	326	4.5%
Pontifical Faculty of Theology	227	2.9%	223	3.1%
Institute of History	12	0.2%	9	0.1%
Higher Institute of Nursing Sciences	36	0.5%	35	0.5%
Higher Institute of Political and Administrative Sciences	76	1.0%	82	1.1%
Doctoral College	82	1.1%	67	0.9%
Schools of Letters, Music, Theology and other	363	4.7%	328	4.5%
Online Certificate Programs	122	1.6%	109	1.5%
Total	7742		7219	

*ratio compared to student population

Enrollment Trend

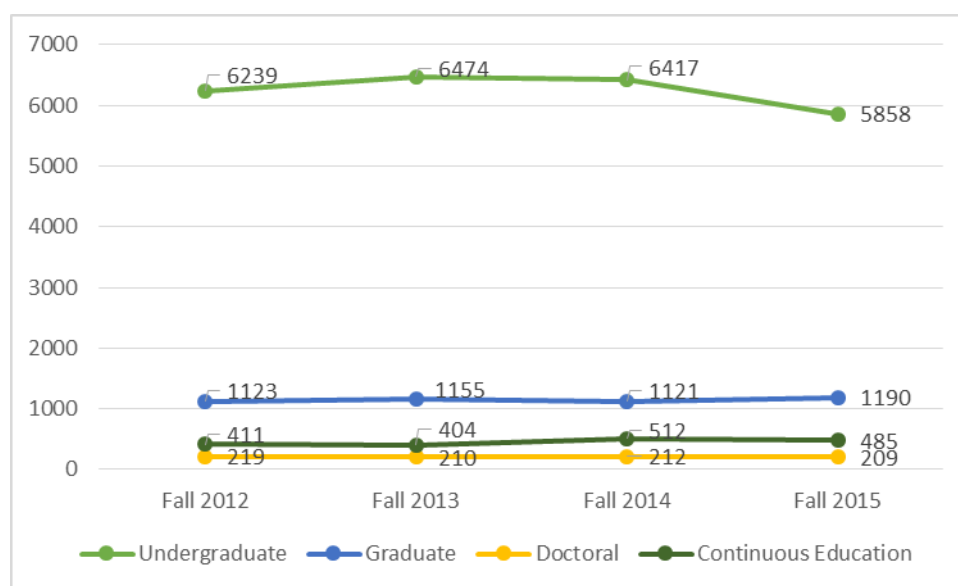
Academic Unit	Fall 2012	Fall 2013	Fall 2014	Fall 2015	Evolution*
Agricultural and Food Sciences	458	493	504	499	-1%
Business and Commercial Sciences	1981	1923	1800	1515	-16%
Engineering	590	734	790	811	3%
Fine and Applied Arts	2374	2553	2545	2359	-7%
Law	278	271	291	293	1%
Letters	404	356	313	256	-18%
Medicine and Medical Sciences	284	296	312	336	8%
Music	99	103	98	85	-13%
Philosophy and Humanities	303	340	322	295	-8%
Religious and Oriental Sciences	0	23	18	7	-61%
Sciences	485	459	423	368	-13%
Theology	200	184	226	227	0%
History	20	18	17	12	-29%
Nursing Sciences	20	23	30	36	20%
Political and Administrative Sciences	56	66	67	76	13%
Doctoral College	0	3	12	82	583%
Schools of Letters, Music, Theology and other	422	408	494	485	-2%

*Evolution of enrollment between Fall 2014 and Fall 2015

Registration by Level

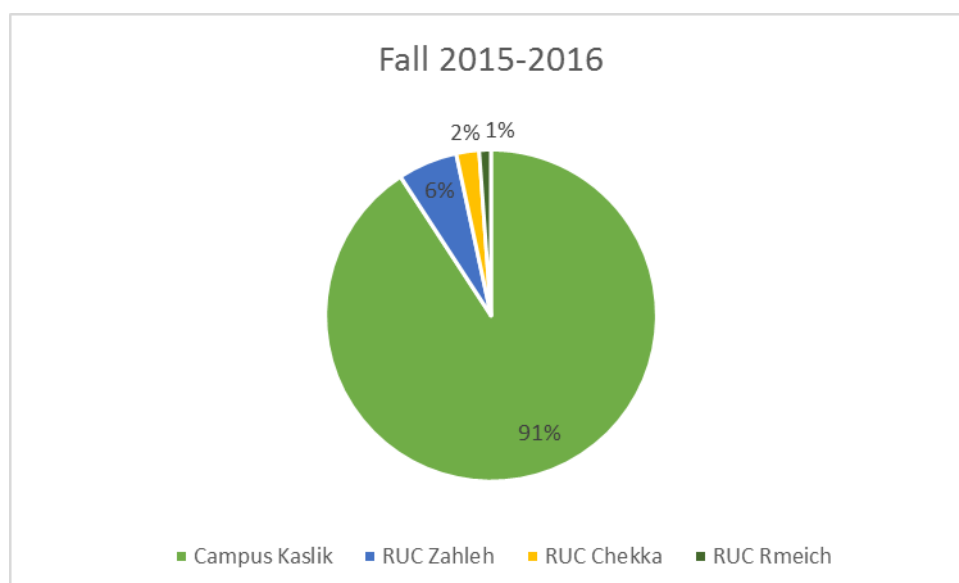
Level	Fall 2015-2016		Spring 2015-2016	
	Nb. Of Students	Ratio*	Nb. Of Students	Ratio*
Undergraduate	5858	75.7%	5394	74.7%
Graduate	1190	15.4%	1198	16.6%
Doctoral	209	2.7%	182	2.5%
Continuing Education	485	6.3%	445	6.2%
Total	7742		7219	

*ratio compared to student population



Registration by Campus / RUC

Campus / RUC	Fall 2012	Fall 2013	Fall 2014	Fall 2015	Spring 2016
Campus Kaslik	7171	7410	7482	7037	6585
RUC Zahleh	410	471	447	443	394
RUC Chekka	289	257	226	173	160
RUC Rmeich	122	105	107	89	80
Total	7992	8243	8262	7742	7219

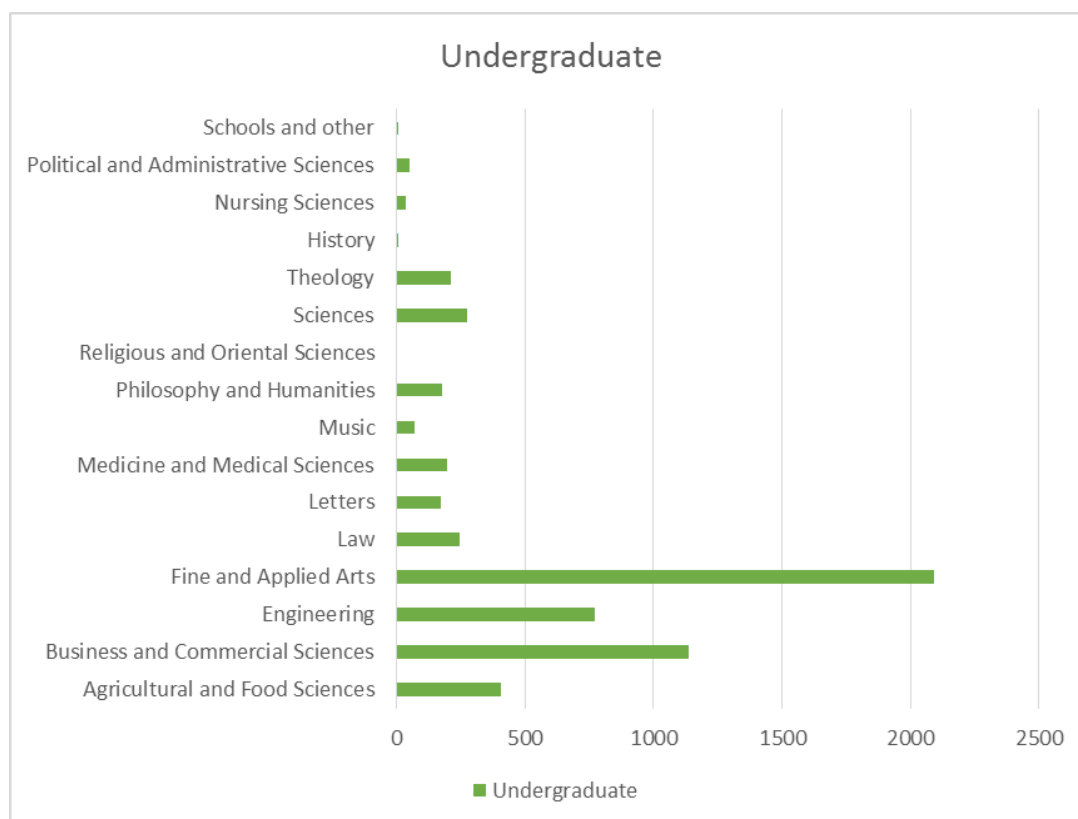


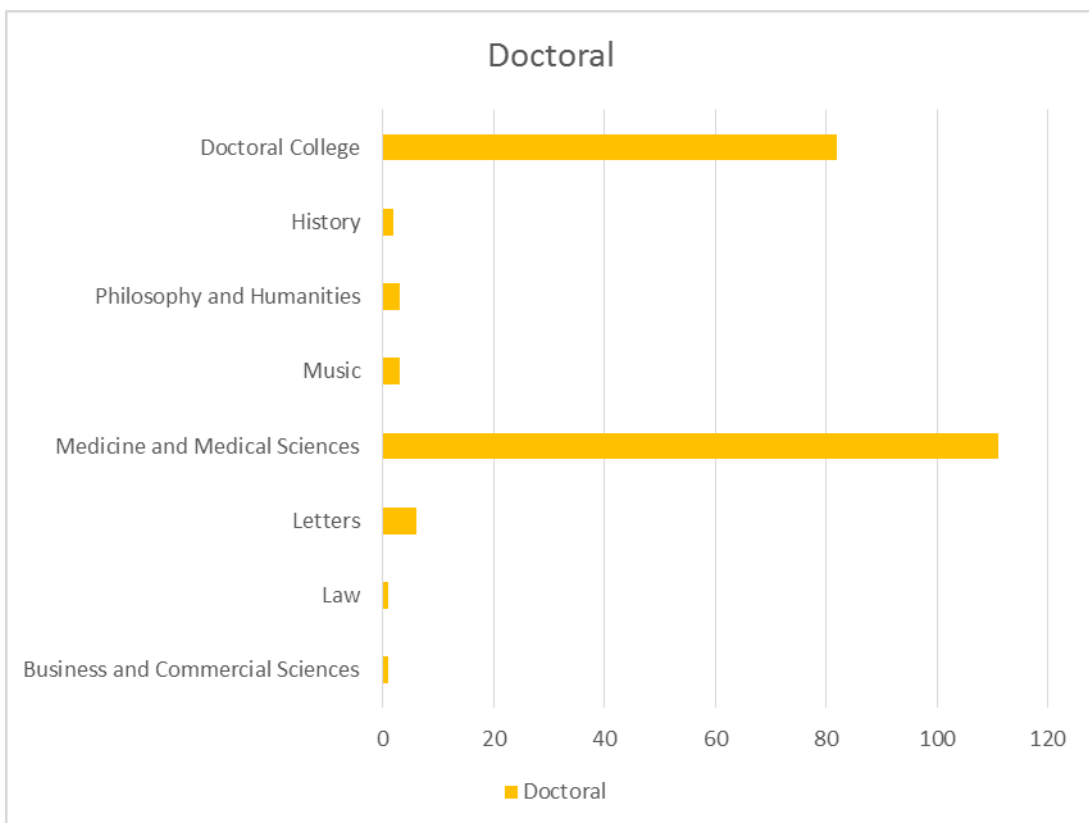
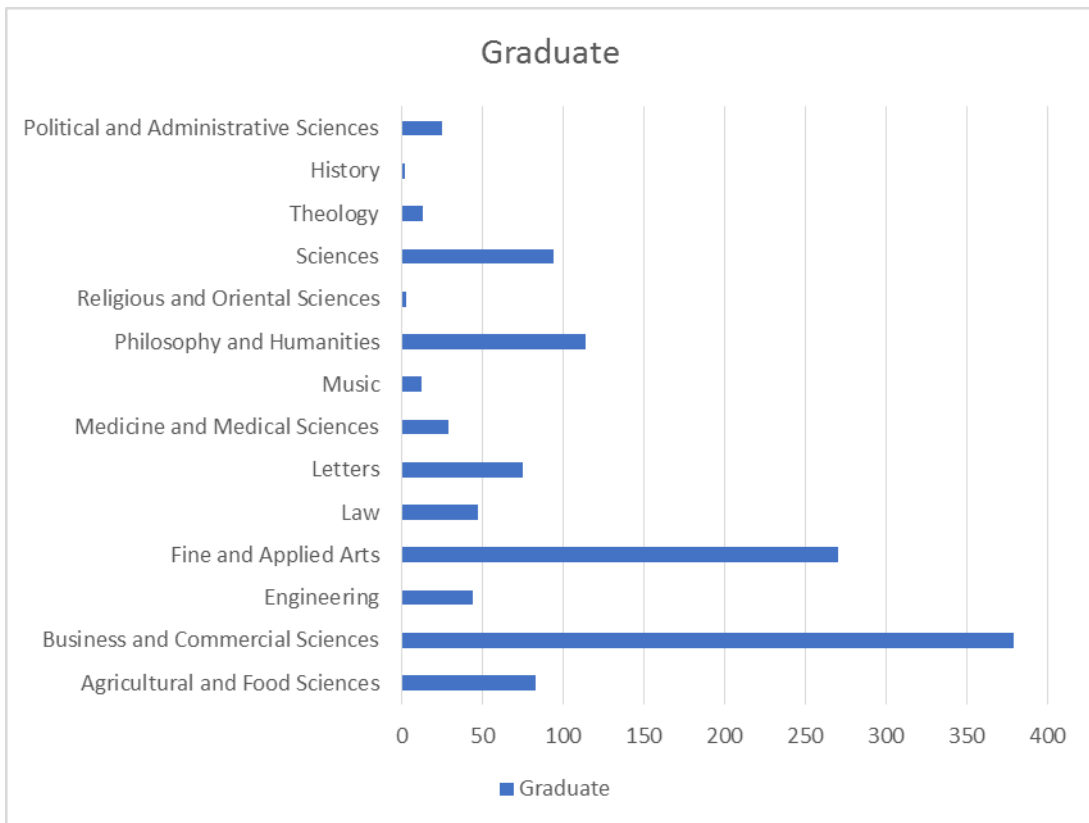
Registration by Academic Unit and Level

Fall 2015-2016

Unit	Undergraduate	Graduate	Doctoral	Continuing Education	Total
Agricultural and Food Sciences	407	83		9	499
Business and Commercial Sciences	1135	379	1		1515
Engineering	767	44			811
Fine and Applied Arts	2089	270			2359
Law	245	47	1		293
Letters	175	75	6		256
Medicine and Medical Sciences	196	29	111		336
Music	70	12	3		85
Philosophy and Humanities	178	114	3		295
Religious and Oriental Sciences	4	3			7
Sciences	274	94			368
Theology	214	13			227
History	8	2	2		12
Nursing Sciences	36				36
Political and Administrative Sciences	51	25			76
Doctoral College			82		82
Schools and other	9			476	485
Total	5858	1190	209	485	7742

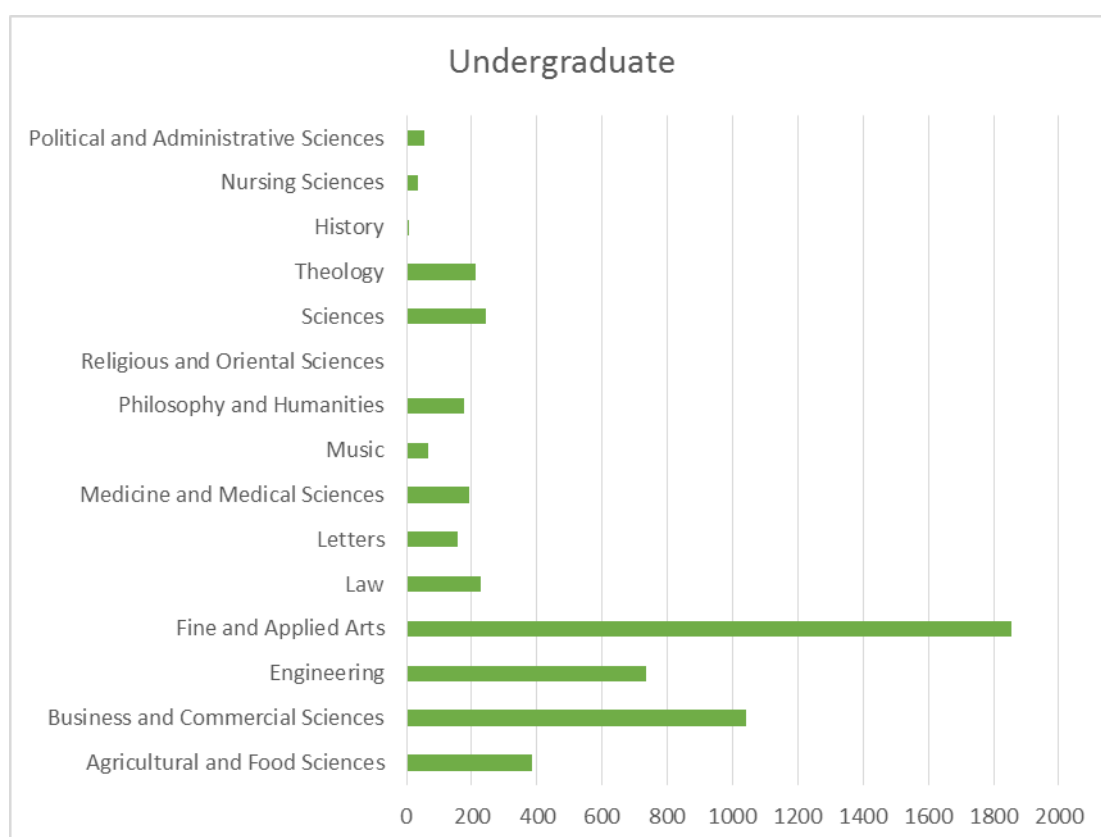
Registered Students - Fall 2015-2016

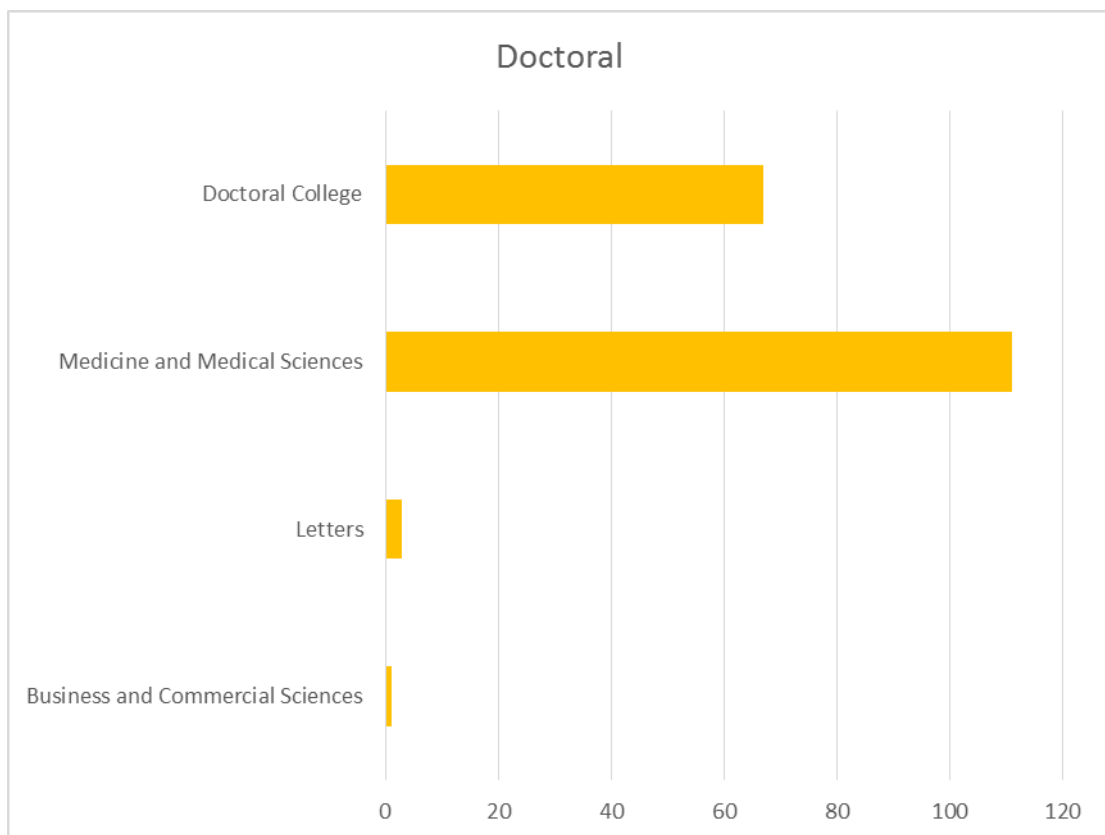
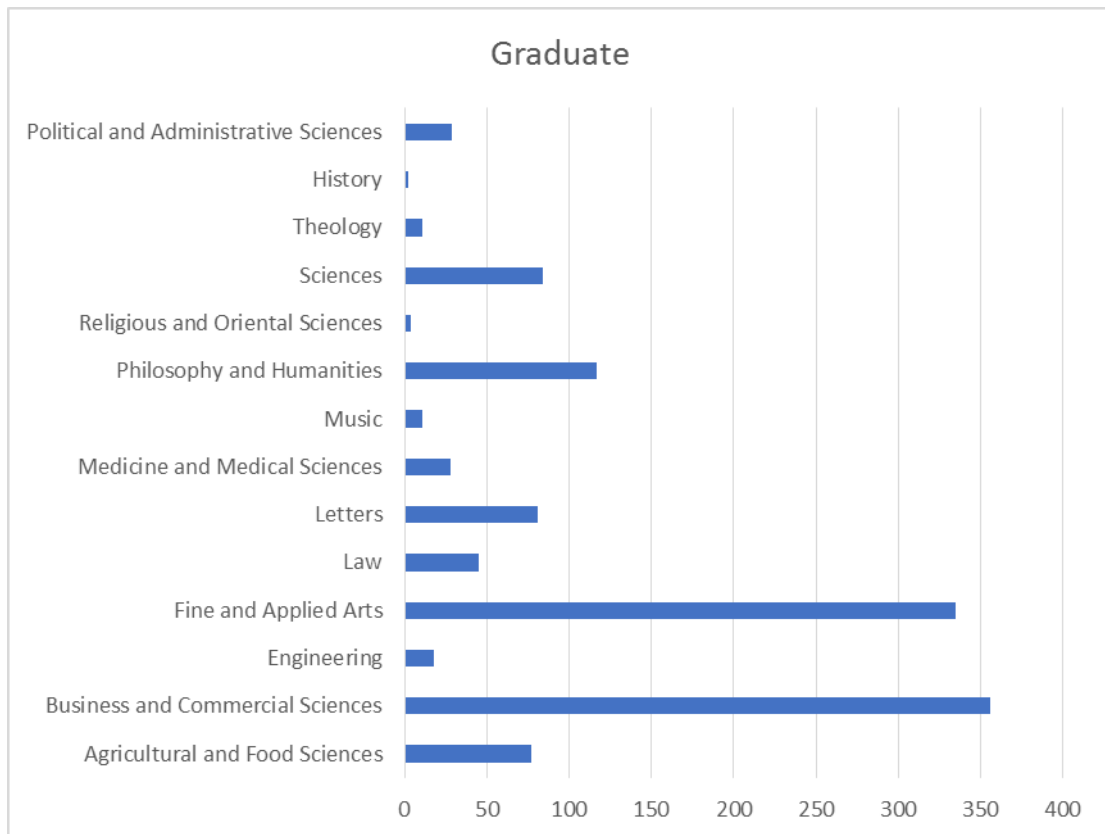




Spring 2015-2016

Unit	Undergraduate	Graduate	Doctoral	Continuing Education	Total
Agricultural and Food Sciences	386	77		13	476
Business and Commercial Sciences	1042	356	1		1399
Engineering	734	18			752
Fine and Applied Arts	1855	335			2190
Law	226	45			271
Letters	156	81	3		240
Medicine and Medical Sciences	192	28	111		331
Music	68	11			79
Philosophy and Humanities	178	117			295
Religious and Oriental Sciences	3	4			7
Sciences	242	84			326
Theology	212	11			223
History	7	2			9
Nursing Sciences	35				35
Political and Administrative Sciences	53	29			82
Doctoral College			67		67
Schools and other	5			432	437
Total	5394	1198	182	445	7219

Registered Students - Spring 2015-2016



Registration by Program

Faculty of Agricultural and Food Sciences

Program	Level	Kaslik	Zahleh	Chekka	Rmeich	Total
Bachelor in Human Nutrition and Dietetics	C1	158	21			179
Bachelor of Science in Engineering Sciences - Food Engineering	C1	59				59
Diploma of Agricultural Engineering	C1	169				169
Master of Science in Engineering Sciences - Agricultural Engineering	C2	1				1
Master of Science in Clinical Nutrition	C2	20				20
Master of Science in Enology	C2	6				6
Master of Science in Food Engineering	C2	27				27
Master of Science in Nutrition - Food Service Management	C2	11				11
Master of Science in Nutrition and Public Health	C2	18				18
Continuing Education - Nutrition	FC	8	1			9

Faculty of Business and Commercial Sciences

Program	Level	Kaslik	Zahleh	Chekka	Rmeich	Total
Bachelor in Business Administration - Audit	C1	200	21	24	21	266
Bachelor in Business Administration - Finance	C1	277	46	31	36	390
Bachelor in Business Administration - Business Computing	C1	26			3	29
Bachelor in Business Administration - Management	C1	219	11	9	26	265
Bachelor in Business Administration - Marketing	C1	89	1			90
Bachelor in Business Administration - Hotel Management	C1	26			1	27
Bachelor in Business Administration - Transport and Logistics	C1	68				68
Master in Business Administration - Audit	C2	37				37
Master in Business Administration - Finance	C2	76				76
Master in Business Administration - Banking Operations and Management	C2	9				9
Master in Business Administration - Human Resources	C2	40				40
Master in Business Administration - Financial Engineering	C2	23				23
Master in Business Administration - Management and International Affairs	C2	109				109
Master in Business Administration - Marketing	C2	58				58
Master of Science in business Administration - Finance	C2	20				20

Master of Science in business Administration - Management	C2	7				7
Ph.D. in Business	C3	1				1

Faculty of Engineering

Program	Level	Kaslik	Zahleh	Chekka	Rmeich	Total
Bachelor of Engineering in Biomedical Engineering	C1	52				52
Bachelor of Engineering in Chemical Engineering	C1	122				122
Bachelor of Engineering in Civil Engineering	C1	196				196
Bachelor of Engineering in Electrical and Electronics Engineering	C1	72				72
Bachelor of Engineering in Computer Engineering	C1	34				34
Bachelor of Engineering in Mechanical Engineering	C1	172				172
Bachelor of Engineering in Telecommunications Engineering	C1	77				77
Bachelor of Science in Engineering Sciences - Civil Engineering	C1		27			27
Bachelor of Science in Engineering Sciences - Mechanical Engineering	C1		15			15
Master of Science in Biomedical Engineering	C2	8				8
Master of Science in Chemical Engineering	C2	4				4
Master of Science in Electrical and Electronics Engineering	C2	9				9
Master of Science in Computer Engineering	C2	1				1
Master of Science in Mechanical Engineering	C2	9				9
Master of Science in Communication Engineering	C2	13				13

Faculty of Fine and Applied Arts

Program	Level	Kaslik	Zahleh	Chekka	Rmeich	Total
Bachelor of Arts in Design and Applied Arts	C1	386	38	23		447
Bachelor of Arts in Advertising	C1	40	2			42
Bachelor of Arts in Graphic Design	C1	86	16			102
Bachelor of Arts in Sacred Art	C1	8				8
Bachelor of Science in Architectural Studies	C1	834	124	74		1032
Bachelor of Arts in Visual and Performing Arts - Audio-Visual: Multimedia	C1	55				55
Bachelor of Arts in Visual and Performing Arts - Audio-visual: Video Art	C1	1				1
Bachelor of Arts in Visual and Performing Arts - Cinema and Television	C1	150				150
Bachelor of Arts in Visual and Performing Arts - Photography	C1	16				16
Bachelor of Arts in Visual and Performing	C1	4				4

Arts - Theater						
DES in Architecture	C1	206	14	12		232
Master in Performing Arts	C2	3				3
Master in Architecture	C2	87	11			98
Master in Graphic Design	C2	25				25
Master in Interior Architecture	C2	108	19			127
Master in Visual Arts - Audio-Visual: Multimedia	C2	1				1
Master in Visual Arts - Cinema	C2	9				9
Master in Visual Arts - Photography	C2	2				2
Master of Arts in Sacred Art	C2	5				5

Faculty of Law

Program	Level	Kaslik	Zahleh	Chekka	Rmeich	Total
Law Degree	C1	220	25			245
Master in Criminology	C2	19				19
Master in Law	C2	21				21
Master of Law in International and comparative Law	C2	7				7
Ph.D. in Law	C3	1				1

Faculty of Letters

Program	Level	Kaslik	Zahleh	Chekka	Rmeich	Total
Bachelor of Arts in Arabic Language and Literature	C1	3				3
Bachelor of Arts in English Language and Literature	C1	10				10
Bachelor of Arts in French Language and Literature	C1	13				13
Bachelor of Arts in Journalism and Communication	C1	54				54
Bachelor of Arts in Modern Languages and Translation	C1	95				95
Diploma in Interpretation	C2	7				7
Master of Arts in Arabic Language and Literature	C2	5				5
Master of Arts in E-Journalism and E-communication	C2	3				3
Master of Arts in English Language and Literature	C2	9				9
Master of Arts in French Language and Literature	C2	9				9
Master of Arts in Journalism and Communication	C2	9				9
Master of Arts in Translation	C2	33				33
Ph.D. in Arabic Language and Literature	C3	2				2
Ph.D. in French Language and Literature	C3	1				1

Ph.D. in Language Sciences and Traductology	C3	3				3
---	----	---	--	--	--	---

Faculty of Medicine and Medical Sciences

Program	Level	Kaslik	Zahleh	Chekka	Rmeich	Total
Bachelor of Science in Health Fundamental Sciences	C1	103				103
Doctorate of Medicine	C1	122				122
Diploma of Specialized Studies	C3	3				3
Diploma of Specialized Studies - Anesthesia and Critical Care	C3	9				9
Diploma of Specialized Studies - Cardiology	C3	7				7
Diploma of Specialized Studies - Cardiovascular and Thoracic Surgery	C3	2				2
Diploma of Specialized Studies - Clinical Biology	C3	2				2
Diploma of Specialized Studies - Dermatology	C3	4				4
Diploma of Specialized Studies - Emergency Medicine	C3	2				2
Diploma of Specialized Studies - ENT	C3	3				3
Diploma of Specialized Studies - Gastro-enterology	C3	4				4
Diploma of Specialized Studies - General Surgery	C3	5				5
Diploma of Specialized Studies - Hematology-Oncology	C3	7				7
Diploma of Specialized Studies - Internal Medicine	C3	4				4
Diploma of Specialized Studies - Nephrology	C3	5				5
Diploma of Specialized Studies - Neurology	C3	3				3
Diploma of Specialized Studies - Neurosurgery	C3	3				3
Diploma of Specialized Studies - Obstetrics and Gynecology (ob-gyn)	C3	9				9
Diploma of Specialized Studies - Ophthalmology	C3	5				5
Diploma of Specialized Studies - Orthopedics Surgery and Traumatology	C3	7				7
Diploma of Specialized Studies - Pathology	C3	3				3
Diploma of Specialized Studies - Pediatrics	C3	10				10
Diploma of Specialized Studies - Psychiatry	C3	4				4
Diploma of Specialized Studies - Pulmonology	C3	1				1
Diploma of Specialized Studies - Radiology	C3	4				4
Diploma of Specialized Studies - Urology	C3	5				5

Faculty of Music

Program	Level	Kaslik	Zahleh	Chekka	Rmeich	Total
Bachelor of Arts in Higher and Specialized Music Education - Music Composition	C1	1				1
Bachelor of Arts in Music - Music Education	C1	22				22
Bachelor of Arts in Music - Musicology	C1	47				47
Research Master in Music - Ethnomusicology	C2	2				2
Research Master in Music - Music Education	C2	2				2
Research Master in Music - Musicology	C2	8				8
Ph.D. in Musicology	C3	2				2
Ph.D. in Music	C3	1				1

Faculty of Philosophy and Humanities

Program	Level	Kaslik	Zahleh	Chekka	Rmeich	Total
Bachelor of Arts in Education	C1	12	2			14
Bachelor of Arts in Education Basic Education (French)	C1	9	6			15
Bachelor of Arts in Education Basic Education (French, Math)	C1	16	1			17
Bachelor of Arts in Education Basic Education (French, Sciences)	C1	26	1			27
Bachelor of Arts in Philosophy	C1	2				2
Bachelor of Arts in Psychology - Clinical Psychology	C1	56				56
Bachelor of Arts in Psychology - Industrial Psychology	C1	18				18
Bachelor of Arts in Psychology - Psychology	C1	1				1
Bachelor of Arts in Social Sciences	C1	8				8
Teaching Diploma	C1	20				20
Master of Arts in Social Sciences	C2	7				7
Master of Arts in Education - Administration of Education	C2	44	21			65
Master of Arts in Education - Basic Education	C2	4				4
Master of Arts in Education - Technology of Education	C2	5				5
Master of Arts in Psychology - Clinical Psychology	C2	33				33
Ph.D. in Education	C3	1				1
Ph.D. in Social Sciences	C3	2				2

Faculty of Religious and Oriental Studies

Program	Level	Kaslik	Zahleh	Chekka	Rmeich	Total
Bachelor in Liturgy	C1	3				3
Bachelor of Arts in Religious and Pastoral Education	C1	1				1

Master of Arts in Liturgy	C2	3				3
---------------------------	----	---	--	--	--	---

Faculty of Sciences

Program	Level	Kaslik	Zahleh	Chekka	Rmeich	Total
Bachelor of Science in Life and Earth Sciences	C1	35				35
Bachelor of Science in Actuarial and Financial Mathematics	C1	32				32
Bachelor of Science in Biochemistry	C1	90	12			102
Bachelor of Science in Chemistry	C1	9				9
Bachelor of Science in Computer Science	C1	61	8		2	71
Bachelor of Science in Information Technology	C1	25				25
Master of Science in Actuarial and Financial Mathematics	C2	14				14
Master of Science in Biochemistry	C2	34				34
Master of Science in Chemistry	C2	10				10
Master of Science in Computer Science	C2	11				11
Master of Science in Life and Earth Sciences	C2	21				21
Master of Science in Mathematics	C2	3				3
Master of Science in Neuroscience and Biotechnology	C2	1				1

Pontifical Faculty of Theology

Program	Level	Kaslik	Zahleh	Chekka	Rmeich	Total
Bachelor of Arts in Theology	C1	214				214
Master of Arts in Theology	C2	13				13

Institute of History

Program	Level	Kaslik	Zahleh	Chekka	Rmeich	Total
Bachelor of Arts in History	C1	8				8
Master of Arts in Archeology	C2	1				1
Master of Arts in History	C2	1				1
Ph.D. in History	C3	2				2

Higher Institute of Nursing Sciences

Program	Level	Kaslik	Zahleh	Chekka	Rmeich	Total
Bachelor of Science in Nursing Sciences	C1	36				36

Higher Institute of Political and Administrative Sciences

Program	Level	Kaslik	Zahleh	Chekka	Rmeich	Total
Bachelor in International Relations	C1	33				33
Bachelor in Political Sciences	C1	18				18
Master in Diplomacy and International	C2	9				9

Security						
Master in Political Sciences	C2	16				16

Doctoral College

Program	Level	Kaslik	Zahleh	Chekka	Rmeich	Total
Doctorate in Humanities and Social Sciences - Arabic Language and Literature	C3	4				4
Doctorate in Humanities and Social Sciences - Business	C3	4				4
Doctorate in Humanities and Social Sciences -Education	C3	11				11
Doctorate in Humanities and Social Sciences -English Language and Literature	C3	5				5
Doctorate in Humanities and Social Sciences -French Language and Literature	C3	5				5
Doctorate in Humanities and Social Sciences -History	C3	5				5
Doctorate in Humanities and Social Sciences -Language Sciences	C3	14				14
Doctorate in Humanities and Social Sciences -Law	C3	2				2
Doctorate in Humanities and Social Sciences -Liturgy	C3	2				2
Doctorate in Humanities and Social Sciences -Music	C3	3				3
Doctorate in Humanities and Social Sciences -Philosophy	C3					
Doctorate in Humanities and Social Sciences -Psychology	C3	1				1
Doctorate in Humanities and Social Sciences -Social Sciences	C3	2				2
Doctorate in Humanities and Social Sciences -Theology	C3	10				10
Doctorate in Humanities and Social Sciences -Visual and Performing Arts	C3	4				4
Doctorate in Sciences and Technology - Agriculture and Food Sciences	C3	6				6

Schools of Letters, Music, Theology and other

Program	Level	Kaslik	Zahleh	Chekka	Rmeich	Total
Continuing Education - Languages	FC	33				33
Continuing Education - Music	FC	296				296
Continuing Education - Theology	FC	25				25
Online Courses- Religious Sciences	FC	122				122
Free Listener	C1	9				9

Registration by Program Comparison Fall 2015 and Fall 2014

Faculty of Agricultural and Food Sciences

Program	Level	Fall 2015	Fall 2014
Bachelor in Human Nutrition and Dietetics	C1	179	186
Bachelor of Science in Agri-Food Sciences	C1	0	3
Bachelor of Science in Engineering Sciences - Food Engineering	C1	59	52
Diploma of Agricultural Engineering	C1	169	155
Master of Science in Agri-Food Sciences	C2	0	10
Master of Science in Engineering Sciences - Agricultural Engineering	C2	1	2
Master of Science in Clinical Nutrition	C2	20	23
Master of Science in Enology	C2	6	6
Master of Science in Food Engineering	C2	27	21
Master of Science in Nutrition- Food Service Management	C2	11	18
Master of Science in Nutrition and Public Health	C2	18	14
Continuing Education - Nutrition	FC	9	14

Faculty of Business and Commercial Sciences

Program	Level	Fall 2015	Fall 2014
Bachelor in Business Administration - Audit	C1	266	334
Bachelor in Business Administration - Finance	C1	390	500
Bachelor in Business Administration - Business Computing	C1	29	47
Bachelor in Business Administration - Management	C1	265	295
Bachelor in Business Administration - Marketing	C1	90	111
Bachelor in Business Administration - Hotel Management	C1	27	30
Bachelor in Business Administration - Transport and Logistics	C1	68	71
Master in Business Administration - Audit	C2	37	39
Master in Business Administration - Finance	C2	76	102
Master in Business Administration - Banking Operations and Management	C2	9	0
Master in Business Administration - Human Resources	C2	40	43
Master in Business Administration - Financial Engineering	C2	23	14
Master in Business Administration - Management and International Affairs	C2	109	129
Master in Business Administration - Marketing	C2	58	48
Master of Science in business Administration - Finance	C2	20	16
Master of Science in business Administration - Management	C2	7	6
Ph.D. in Business	C3	1	3
George Washington	FC	0	12

Faculty of Engineering

Program	Level	Fall	Fall
---------	-------	------	------

		2015	2014
Bachelor of Engineering in Biomedical Engineering	C1	52	50
Bachelor of Engineering in Chemical Engineering	C1	122	119
Bachelor of Engineering in Civil Engineering	C1	196	171
Bachelor of Engineering in Electrical and Electronics Engineering	C1	72	68
Bachelor of Engineering in Computer Engineering	C1	34	28
Bachelor of Engineering in Mechanical Engineering	C1	172	155
Bachelor of Engineering in Telecommunications Engineering	C1	77	75
Bachelor of Science in Engineering Sciences - Civil Engineering	C1	27	27
Bachelor of Science in Engineering Sciences - Mechanical Engineering	C1	15	14
Master of Science in Biomedical Engineering	C2	8	11
Master of Science in Chemical Engineering	C2	4	4
Master of Science in Electrical and Electronics Engineering	C2	9	10
Master of Science in Computer Engineering	C2	1	6
Master of Science in Mechanical Engineering	C2	9	15
Master of Science in Communication Engineering	C2	13	37

Faculty of Fine and Applied Arts

Program	Level	Fall 2015	Fall 2014
Bachelor of Arts in Design and Applied Arts	C1	447	509
Bachelor of Arts in Advertising	C1	42	44
Bachelor of Arts in Graphic Design	C1	102	103
Bachelor of Arts in Sacred Art	C1	8	10
Bachelor of Science in Architectural Studies	C1	1032	1068
Bachelor of Arts in Visual and Performing Arts - Audio-Visual: Multimedia	C1	55	70
Bachelor of Arts in Visual and Performing Arts - Audio-visual: Video Art	C1	1	1
Bachelor of Arts in Visual and Performing Arts - Cinema and Television	C1	150	166
Bachelor of Arts in Visual and Performing Arts - Photography	C1	16	27
Bachelor of Arts in Visual and Performing Arts - Theater	C1	4	2
DES in Architecture	C1	232	352
Master in Performing Arts	C2	3	5
Master in Advertising	C1		2
Master in Architecture	C2	98	0
Master in Graphic Design	C2	25	19
Master in Interior Architecture	C2	127	131
Master in Visual Arts - Audio-Visual: Multimedia	C2	1	1
Master in Visual Arts - Cinema	C2	9	14
Master in Visual Arts - Photography	C2	2	2
Master of Arts in Sacred Art	C2	5	9
Ph.D. in Cinema and Television	C3		6

Ph.D. in Visual and Performing Arts - Photography	C3		2
Ph.D. in Theater	C3		2

Faculty of Law

Program	Level	Fall 2015	Fall 2014
Law Degree	C1	245	249
Master in Criminology	C2	19	12
Master in Law	C2	21	27
Master of Law in International and comparative Law	C2	7	0
Ph.D. in Law	C3	1	3

Faculty of Letters

Program	Level	Fall 2015	Fall 2014
Bachelor of Arts in Arabic Language and Literature	C1	3	3
Bachelor of Arts in English Language and Literature	C1	10	12
Bachelor of Arts in French Language and Literature	C1	13	12
Bachelor of Arts in Journalism and Communication	C1	54	64
Bachelor of Arts in Modern Languages and Translation	C1	95	100
Diploma in Interpretation	C2	7	8
Master of Arts in Arabic Language and Literature	C2	5	4
Master of Arts in E-Journalism and E-communication	C2	3	2
Master of Arts in English Language and Literature	C2	9	11
Master of Arts in French Language and Literature	C2	9	13
Master of Arts in Journalism and Communication	C2	9	13
Master of Arts in Translation	C2	33	36
Ph.D. in Arabic Language and Literature	C3	2	5
Ph.D. in English Language and Literature	C3		5
Ph.D. in French Language and Literature	C3	1	8
Ph.D. in Language Sciences and Traductology	C3	3	17

Faculty of Medicine and Medical Sciences

Program	Level	Fall 2015	Fall 2014
Bachelor of Science in Health Fundamental Sciences	C1	103	83
Doctorate of Medicine	C1	122	127
Diploma of Specialized Studies	C3	3	25
Diploma of Specialized Studies - Anesthesia and Critical Care	C3	9	6
Diploma of Specialized Studies - Cardiology	C3	7	5
Diploma of Specialized Studies - Cardiovascular and Thoracic Surgery	C3	2	1
Diploma of Specialized Studies - Clinical Biology	C3	2	0
Diploma of Specialized Studies - Dermatology	C3	4	2
Diploma of Specialized Studies - Emergency Medicine	C3	2	2

Diploma of Specialized Studies - ENT	C3	3	3
Diploma of Specialized Studies - Gastro-enterology	C3	4	3
Diploma of Specialized Studies - General Surgery	C3	5	5
Diploma of Specialized Studies - Hematology-Oncology	C3	7	6
Diploma of Specialized Studies - Internal Medicine	C3	4	2
Diploma of Specialized Studies - Nephrology	C3	5	4
Diploma of Specialized Studies - Neurology	C3	3	2
Diploma of Specialized Studies - Neurosurgery	C3	3	3
Diploma of Specialized Studies - Obstetrics and Gynecology (ob-gyn)	C3	9	7
Diploma of Specialized Studies - Ophthalmology	C3	5	2
Diploma of Specialized Studies - Orthopedics Surgery and Traumatology	C3	7	7
Diploma of Specialized Studies - Pathology	C3	3	1
Diploma of Specialized Studies - Pediatrics	C3	10	7
Diploma of Specialized Studies - Psychiatry	C3	4	2
Diploma of Specialized Studies - Pulmonology	C3	1	0
Diploma of Specialized Studies - Radiology	C3	4	3
Diploma of Specialized Studies - Urology	C3	5	4

Faculty of Music

Program	Level	Fall 2015	Fall 2014
Bachelor of Arts in Higher and Specialized Music Education - Music Composition	C1	1	0
Bachelor in Higher and Specialized Musical Education - Occidental Classical Singing	C1		1
Bachelor of Arts in Music - Music Education	C1	22	25
Bachelor of Arts in Music - Musicology	C1	47	49
Research Master in Music - Ethnomusicology	C2	2	2
Research Master in Music - Music Education	C2	2	3
Research Master in Music - Musicology	C2	8	7
Ph.D. in Musicology	C3	2	0
Ph.D. in Music	C3	1	11

Faculty of Philosophy and Humanities

Program	Level	Fall 2015	Fall 2014
Bachelor of Arts in Education	C1	14	10
Bachelor of Arts in Education Basic Education (French)	C1	15	16
Bachelor of Arts in Education Basic Education (French, Math)	C1	17	22
Bachelor of Arts in Education Basic Education (French, Sciences)	C1	27	27
Bachelor of Arts in Philosophy	C1	2	3
Bachelor of Arts in Psychology - Clinical Psychology	C1	56	63
Bachelor of Arts in Psychology - Industrial Psychology	C1	18	14

Bachelor of Arts in Psychology - Psychology	C1	1	0
Bachelor of Arts in Social Sciences	C1	8	9
Teaching Diploma	C1	20	20
Master of Arts in Social Sciences	C2	7	6
Master of Arts in Education - Administration of Education	C2	65	70
Master of Arts in Education - Basic Education	C2	4	9
Master of Arts in Education - Technology of Education	C2	5	9
Master of Arts in Psychology - Clinical Psychology	C2	33	25
Ph.D. in Education	C3	1	11
Ph.D. in Philosophy	C3	0	1
Ph.D. in Psychology	C3	0	2
Ph.D. in Social Sciences	C3	2	5

Faculty of Religious and Oriental Studies

Program	Level	Fall 2015	Fall 2014
Bachelor in Liturgy	C1	3	6
Bachelor of Arts in Religious and Pastoral Education	C1	1	2
Master of Arts in Liturgy	C2	3	7
Master of Arts in Religious and Pastoral Education	C2	0	1
Ph.D. in Liturgy	C3	0	2

Faculty of Sciences

Program	Level	Fall 2015	Fall 2014
Bachelor of Science in Life and Earth Sciences	C1	35	37
Bachelor of Science in Actuarial and Financial Mathematics	C1	32	40
Bachelor of Science in Biochemistry	C1	102	107
Bachelor of Science in Chemistry	C1	9	11
Bachelor of Science in Computer Science	C1	71	90
Bachelor of Science in Information Technology	C1	25	28
Master of Science in Actuarial and Financial Mathematics	C2	14	14
Master of Science in Biochemistry	C2	34	48
Master of Science in Chemistry	C2	10	12
Master of Science in Computer Science	C2	11	11
Master of Science in Information Technology	C2	0	2
Master of Science in Life and Earth Sciences	C2	21	18
Master of Science in Mathematics	C2	3	4
Master of Science in Neuroscience and Biotechnology	C2	1	1

Pontifical Faculty of Theology

Program	Level	Fall 2015	Fall 2014
Bachelor of Arts in Theology	C1	214	209
Master of Arts in Theology	C2	13	10

Ph.D. in Theology	C3	0	7
-------------------	----	---	---

Institute of History

Program	Level	Fall 2015	Fall 2014
Bachelor of Arts in History	C1	8	5
Master of Arts in Archeology	C2	1	1
Master of Arts in History	C2	1	3
Ph.D. in Archeology and Art History	C3		3
Ph.D. in History	C3	2	5

Higher Institute of Nursing Sciences

Program	Level	Fall 2015	Fall 2014
Bachelor of Science in Nursing Sciences	C1	36	30

Higher Institute of Political and Administrative Sciences

Program	Level	Fall 2015	Fall 2014
Bachelor in International Relations	C1	33	33
Bachelor in Political Sciences	C1	18	17
Master in Diplomacy and International Security	C2	9	0
Master in Political Sciences	C2	16	17

Doctoral College

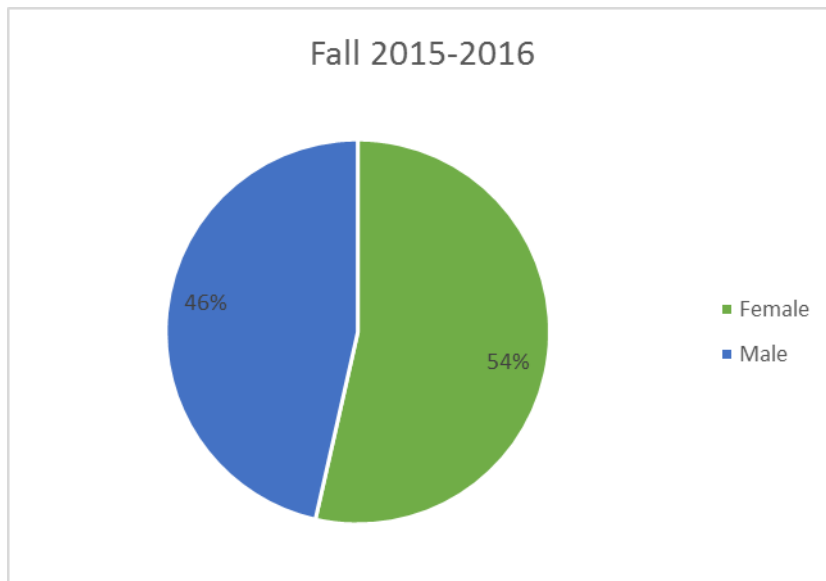
Program	Level	Fall 2015	Fall 2014
Doctorate in Humanities and Social Sciences	C3	76	1
Doctorate in Sciences and Technology	C3	6	11

Schools of Letters, Music, Theology and other

Program	Level	Fall 2015	Fall 2014
Continuing Education - Languages	FC	33	9
Continuing Education - Music	FC	296	298
Continuing Education - Theology	FC	25	29
Online Courses- Religious Sciences	FC	122	136
Online Courses - Political Sciences-Geopolitics	FC	0	14
Free Listener	C1	9	8

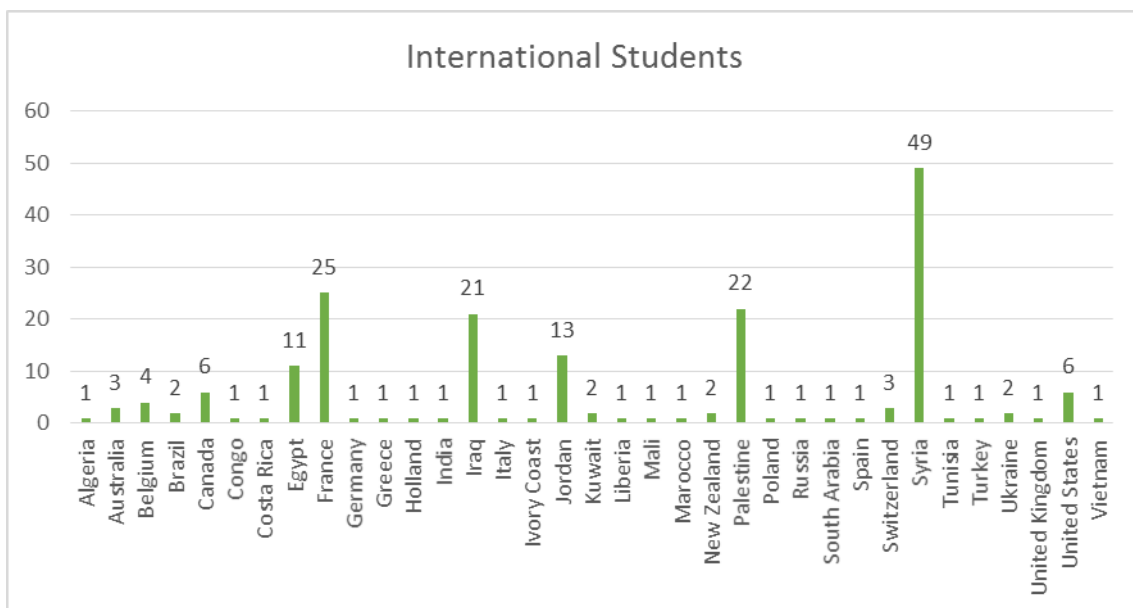
Registration by Gender

	Fall 2015-2016		Spring 2015-2016	
	Nb. Of Students	Ratio	Nb. Of Students	Ratio
Female	4148	54%	3883	54%
Male	3598	46%	3336	46%
Total	7746		7219	



Registration by Nationality

- Lebanese students: 97 %
- International students: 3%



Online Registration

Online Registration by Academic Unit

Fall 2015-2016

Academic Unit	Students registered online	Total Nb. of Students	Ratio
Faculty of Agricultural and Food Sciences	428	499	86%
Faculty of Business and Commercial Sciences	1221	1515	81%
Faculty of Engineering	745	811	92%
Faculty of Fine and Applied Arts	2043	2359	87%
Faculty of Law	247	293	84%
Faculty of Letters	202	256	79%
Faculty of Medicine and Medical Sciences	283	336	84%
Faculty of Music	47	85	55%
Faculty of Philosophy and Humanities	241	295	82%
Faculty of Religious and Oriental Sciences	1	7	14%
Faculty of Sciences	300	368	82%
Pontifical Faculty of Theology	158	227	70%
Institute of History	9	12	75%
Higher Institute of Nursing Sciences	24	36	67%
Higher Institute of Political and Administrative Sciences	55	76	72%
Doctoral College	0	82	0%
Schools of Letters, Music, Theology and other	0	363	0%
Online Certificate Programs	0	122	0%
Total	6004	7742	78%

Online Registration by Level

Fall 2015-2016

Level	Students registered online	Total Nb. of Students	Ratio
Undergraduate	5027	5858	86%
Graduate	879	1190	74%
Doctoral	98	209	47%
Continuing Education	0	485	0%
Total	6004	7742	78%

Online Registration by Campus

Fall 2015-2016

Campus / RUC	Students registered online	Total Nb. of Students	Ratio
Campus Kaslik	5504	7037	78%
RUC Zahleh	290	443	65%
RUC Chekka	127	173	73%
RUC Rmeich	83	89	93%
Total	6004	7742	78%

Online Registration by Seniority

Fall 2015-2016

First Registration Semester	Students registered online	Total Nb. of Students	Ratio
201530 & Before	4988	6187	81%
Fall 2015-2016 – New Students	1016	1555	65%
Total	6004	7742	78%

Retention and Graduation

First Year Retention by Unit

Undergraduate Students

Unit	Fall 2014-2015	Fall 2015-2016	Retention Rate*
Faculty of Agricultural and Food Sciences	100	91	91%
Faculty of Business and Commercial Sciences	293	242	83%
Faculty of Engineering	164	140	85%
Faculty of Fine and Applied Arts	474	412	87%
Faculty of Law	71	60	85%
Faculty of Letters	47	42	89%
Faculty of Medicine and Medical Sciences	25	24	96%
Faculty of Music	17	16	94%
Faculty of Philosophy and Humanities	42	41	98%
Faculty of Sciences	103	90	87%
Pontifical Faculty of Theology	51	47	92%
Institute of History	1	1	100%
Higher Institute of Nursing Sciences	10	9	90%
Higher Institute of Political and Administrative Sciences	10	10	100%
Total	1408	1225	87%

*The yearly retention rate is the percentage of First time undergraduate students who are registered for Fall 2015-2016 term following their first enrollment in Fall 2014-2015.

First Year Retention by Program

Undergraduate Students

Program Name	Fall 2014-2015	Fall 2015-2016	Retention Rate*
Faculty of Agricultural and Food Sciences			
Bachelor in Human Nutrition and Dietetics	52	48	92%
Bachelor of Science in Engineering Sciences	17	16	94%
Diploma of Agricultural Engineering	31	27	87%
Faculty of Business and Commercial Sciences			
Bachelor in Business Administration - Audit	70	61	87%
Bachelor in Business Administration - Business Computing	3	2	67%

Bachelor in Business Administration - Finance	98	86	88%
Bachelor in Business Administration - Management	81	60	74%
Bachelor in Business Administration - Marketing	26	20	77%
Bachelor in Business Administration - Hotel Management	5	4	80%
Bachelor in Business Administration - Transport and Logistics	10	9	90%
Faculty of Engineering			
Bachelor of Engineering in Biomedical Engineering	10	10	100%
Bachelor of Engineering in Chemical Engineering	44	34	77%
Bachelor of Engineering in Civil Engineering	40	33	83%
Bachelor of Engineering in Electrical and Electronics Engineering	17	15	88%
Bachelor of Engineering in Computer Engineering	8	7	88%
Bachelor of Engineering in Mechanical Engineering	29	26	90%
Bachelor of Engineering in Telecommunications Engineering	16	15	94%
Faculty of Fine and Applied Arts			
Bachelor in Design and Applied Arts	120	106	88%
Bachelor of Arts in Advertising	7	7	100%
Bachelor of Arts in Graphic Design	19	19	100%
Bachelor of Science in Architectural Studies	271	237	87%
Bachelor of Arts in Visual and Performing Arts	57	43	75%
Faculty of Law			
Law Degree	71	60	85%
Faculty of Letters			
Bachelor of Arts in Arabic Language and Literature	2	1	50%
Bachelor of Arts in French Language and Literature	2	2	100%
Bachelor of Arts in Journalism and Communication	20	18	90%
Bachelor of Arts in Modern Languages and Translation	23	21	91%
Faculty of Medicine and Medical Sciences			
Bachelor of Science in Health Fundamental Sciences	25	24	96%
Faculty of Music			
Bachelor of Arts in Higher and Specialized Music Education	1	1	100%
Bachelor of Arts in Music	16	15	94%
Faculty of Philosophy and Humanities			
Bachelor of Arts in Education	18	17	94%
Bachelor of Arts in Psychology	22	22	100%
Bachelor of Arts in Social Sciences	2	2	100%
Faculty of Sciences			
Bachelor of Science in Life and Earth Sciences	13	9	69%
Bachelor of Science in Actuarial and Financial Mathematics	8	7	88%
Bachelor of Science in Biochemistry	44	40	91%
Bachelor of Science in Chemistry	2	2	100%
Bachelor of Science in Computer Science	32	28	88%
Bachelor of Science in Information Technology	4	4	100%
Institute of History			
Bachelor of Arts in History	1	1	100%

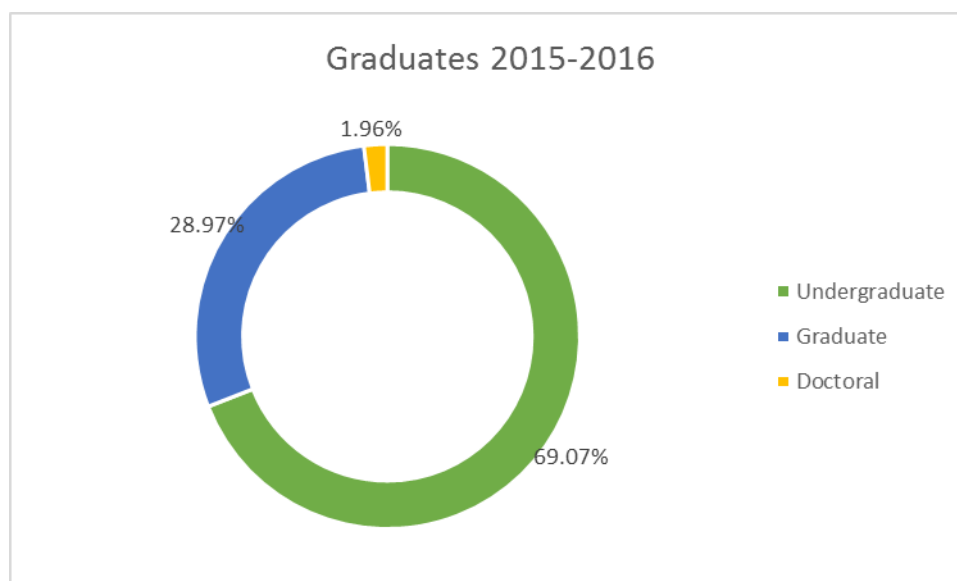
Higher Institute of Nursing Sciences			
Bachelor of Science in Nursing Sciences	10	9	90%
Higher Institute of Political and Administrative Sciences			
Bachelor in International Relations	6	6	100%
Bachelor in Political Sciences	4	4	100%
Pontifical Faculty of Theology			
Bachelor of Arts in Theology	51	47	92%
Total	1408	1225	87%

*The yearly retention rate is the percentage of First time undergraduate students who are registered for Fall 2015-2016 term following their first enrollment in Fall 2014-2015.

Graduation by Cycle

Level	Graduated Students 2015-2016	Number of Enrolled Students Fall 2015	Yearly Graduation Rate*
Undergraduate	1235	5858	21%
Graduate	518	1190	44%
Doctoral	35	209	17%
Total	1788	7257	25%

*The yearly graduation rate is the percentage of students enrolled in Fall 2015-2016 that graduated during the academic year 2015-2016



Graduation by Academic Unit

Unit	Undergraduate	Graduate	Doctoral	Total Graduated Students
Faculty of Agricultural and Food Sciences	76	29		105
Faculty of Business and Commercial Sciences	295	116		411
Faculty of Engineering	74	41		115
Faculty of Fine and Applied Arts	468	217		685
Faculty of Law	30	3	1	34
Faculty of Letters	62	28	2	92

Faculty of Medicine and Medical Sciences	58		11	69
Faculty of Music	12	4	3	19
Faculty of Philosophy and Humanities	60	36	3	99
Faculty of Sciences	64	35		99
Pontifical Faculty of Theology	18	2		20
Institute of History	4	2	2	8
Higher Institute of Nursing Sciences	8			8
Higher Institute of Political and Administrative Sciences	6	5		11
Doctoral College			13	13
Total	1235	518	35	1788

Graduation by Program

Faculty of Agricultural and Food Sciences

Program name	Cycle*	Graduates
Bachelor in Human Nutrition and Dietetics	C1	33
Bachelor of Science in Engineering Sciences - Food Engineering	C1	17
Diploma of Agricultural Engineering	C1	26
Master of Science in Clinical Nutrition	C2	6
Master of Science in Enology	C2	4
Master of Science in Food Engineering	C2	4
Master of Science in Nutrition - Food Service Management	C2	8
Master of Science in Nutrition and Public Health	C2	7

Faculty of Business and Commercial Sciences

Program name	Cycle*	Graduates
Bachelor in Business Administration - Audit	C1	71
Bachelor in Business Administration - Business Computing	C1	12
Bachelor in Business Administration - Finance	C1	98
Bachelor in Business Administration - Management	C1	63
Bachelor in Business Administration - Marketing	C1	27
Bachelor in Business Administration - Hotel Management	C1	6
Bachelor in Business Administration - Transport and Logistics	C1	18
Master in Business Administration - Audit	C2	13
Master in Business Administration - Finance	C2	27
Master in Business Administration - Financial Engineering	C2	2
Master in Business Administration - Human Resources	C2	15
Master in Business Administration - Management and International Affairs	C2	37
Master in Business Administration - Marketing	C2	15
Master of Sciences in Business Administration - Finance	C2	4
Master of Sciences in Business Administration - Management	C2	3

Faculty of Engineering

Program name	Cycle*	Graduates
Bachelor of Engineering in Biomedical Engineering	C1	12
Bachelor of Engineering in Chemical Engineering	C1	2
Bachelor of Engineering in Computer Engineering	C1	4
Bachelor of Engineering in Electrical and Electronics Engineering	C1	9
Bachelor of Engineering in Mechanical Engineering	C1	22
Bachelor of Engineering in Telecommunications Engineering	C1	25
Master of Science in Biomedical Engineering	C2	8
Master of Science in Chemical Engineering	C2	4
Master of Science in Communication Engineering	C2	13
Master of Science in Computer Engineering	C2	1
Master of Science in Electrical and Electronics Engineering	C2	6
Master of Science in Mechanical Engineering	C2	9

Faculty of Fine and Applied Arts

Program name	Cycle*	Graduates
Bachelor of Arts in Advertising	C1	15
Bachelor of Arts in Design and Applied Arts	C1	141
Bachelor of Arts in Graphic Design	C1	31
Bachelor of Arts in Sacred Art	C1	4
Bachelor of Arts in Visual and Performing Arts - Audio-Visual: Multimedia	C1	8
Bachelor of Arts in Visual and Performing Arts - Cinema and Television	C1	44
Bachelor of Arts in Visual and Performing Arts - Photography	C1	3
Bachelor of Science in Architectural Studies	C1	222
DES in Architecture	C2	159
Master in Graphic Design	C2	8
Master in Interior Architecture	C2	44
Master in Performing Arts	C2	1
Master in Visual Arts - Audio-Visual: Multimedia	C2	1
Master in Visual Arts - Cinema	C2	2
Master in Visual Arts - Photography	C2	2

Faculty of Law

Program name	Cycle*	Graduates
Law Degree	C1	30
Master in Arbitration and Media Law	C2	1
Master in Criminology	C2	1
Master in Law	C2	1
Ph.D. in Law	C3	1

Faculty of Letters

Program name	Cycle*	Graduates
Bachelor of Arts in English Language and Literature	C1	2
Bachelor of Arts in French Language and Literature	C1	8
Bachelor of Arts in Journalism and Communication	C1	11
Bachelor of Arts in Modern Languages and Translation	C1	41
Diploma in Interpretation	C2	2
Master of Arts in Arabic Language and Literature	C2	2
Master of Arts in English Language and Literature	C2	2
Master of Arts in French Language and Literature	C2	2
Master of Arts in Journalism and Communication	C2	7
Master of Arts in Translation	C2	13
Ph.D. in Arabic Language and Literature	C3	1
Ph.D. in French Language and Literature	C3	1

Faculty of Medicine and Medical Sciences

Program name	Cycle*	Graduates
Bachelor of Science in Health Fundamental Sciences	C1	29
Doctorate of Medicine	C1	29
Diploma of Specialized Studies - Anesthesia and Critical Care	C3	2
Diploma of Specialized Studies - Emergency Medicine	C3	1
Diploma of Specialized Studies - General Surgery	C3	1
Diploma of Specialized Studies - Obstetrics and Gynecology (ob-gyn)	C3	1
Diploma of Specialized Studies - Orthopedic Surgery and Traumatology	C3	2
Diploma of Specialized Studies - Pathology	C3	1
Diploma of Specialized Studies - Pediatrics	C3	2
Diploma of Specialized Studies - Radiology	C3	1

Faculty of Music

Program name	Cycle*	Graduates
Bachelor of Arts in Music - Music Education	C1	6
Bachelor of Arts in Music - Musicology	C1	6
Research Master in Music - Ethnomusicology	C2	1
Research Master in Music - Music Education	C2	1
Research Master in Music - Musicology	C2	2
Ph.D. in Musicology	C3	2
Ph.D. in Music	C3	1

Faculty of Philosophy and Humanities

Program name	Cycle*	Graduates
Bachelor of Arts in Education Basic Education (French)	C1	10
Bachelor of Arts in Education Basic Education (French, Math)	C1	5

Bachelor of Arts in Education Basic Education (French, Sciences)	C1	2
Bachelor of Arts in Psychology - Clinical Psychology	C1	16
Bachelor of Arts in Psychology - Industrial Psychology	C1	4
Bachelor of Arts in Social Sciences	C1	3
Teaching Diploma in Education - Chemistry	C1	3
Teaching Diploma in Education - Education (Basic Education Cycles I & II)	C1	12
Teaching Diploma in Education - English Language and Literature	C1	1
Teaching Diploma in Education - French Language and Literature	C1	1
Teaching Diploma in Education - Music	C1	2
Teaching Diploma in Education - Visual and Performing Arts	C1	1
Master of Arts in Education - Administration of Education	C2	26
Master of Arts in Education - Basic Education	C2	3
Master of Arts in Education - Technology of Education	C2	1
Master of Arts in Psychology - Clinical Psychology	C2	6
Ph.D. in Education	C3	1
Ph.D. in Social Sciences	C3	2

Faculty of Sciences

Program name	Cycle*	Graduates
Bachelor of Science in Actuarial and Financial Mathematics	C1	12
Bachelor of Science in Biochemistry	C1	20
Bachelor of Science in Chemistry	C1	3
Bachelor of Science in Computer Science	C1	14
Bachelor of Science in Information Technology	C1	6
Bachelor of Science in Life and Earth Sciences	C1	9
Master of Science in Actuarial and Financial Mathematics	C2	2
Master of Science in Biochemistry	C2	14
Master of Science in Chemistry	C2	5
Master of Science in Computer Science	C2	3
Master of Science in Life and Earth Sciences	C2	9
Master of Science in Mathematics	C2	2

Pontifical Faculty of Theology

Program name	Cycle*	Graduates
Bachelor of Arts in Theology	C1	18
Master of Arts in Theology	C2	2

Institute of History

Program name	Cycle*	Graduates
Bachelor of Arts in History	C1	4
Master of Arts in Archeology	C2	1
Master of Arts in History	C2	1
Ph.D. in History	C3	2

Higher Institute of Nursing Sciences

Program name	Cycle*	Graduates
Bachelor of Science in Nursing Sciences	C1	8

Higher Institute of Political and Administrative Sciences

Program name	Cycle*	Graduates
Bachelor in International relations	C1	6
Master in Political Sciences	C2	5

Doctoral College

Program name	Cycle*	Graduates
Doctorate in Humanities and Social Sciences - Education	C3	3
Doctorate in Humanities and Social Sciences - English Language and Literature	C3	1
Doctorate in Humanities and Social Sciences - French Language and Literature	C3	2
Doctorate in Humanities and Social Sciences - History	C3	2
Doctorate in Humanities and Social Sciences - Liturgy	C3	1
Doctorate in Humanities and Social Sciences - Music	C3	1
Doctorate in Humanities and Social Sciences - Language Sciences	C3	1
Doctorate in Humanities and Social Sciences - Theology	C3	1
Doctorate in Humanities and Social Sciences - Visual and Performing Arts	C3	1

Time to Graduate by Program

The numbers in the below table may include transfer students or students that have made program change requests. The average number of semesters for graduation excludes Summer Sessions.

Faculty of Agricultural and Food Sciences

Program name	Level	Graduates	Average Semesters	Minimum Semesters
Bachelor in Human Nutrition and Dietetics	C1	33	6.8	6
Bachelor of Science in Engineering Sciences - Food Engineering	C1	17	7.1	6
Diploma of Agricultural Engineering	C1	26	11.3	10
Master of Science in Clinical Nutrition	C2	6	5.0	4
Master of Science in Enology	C2	4	4.8	4
Master of Science in Food Engineering	C2	4	5.0	4
Master of Science in Nutrition - Food Service Management	C2	8	6.4	4
Master of Science in Nutrition and Public Health	C2	7	5.4	4

Faculty of Business and Commercial Sciences

Program name	Level	Graduates	Average Semesters	Minimum Semesters
--------------	-------	-----------	-------------------	-------------------

Bachelor in Business Administration - Audit	C1	71	7.9	6
Bachelor in Business Administration - Business Computing	C1	12	8.9	6
Bachelor in Business Administration - Finance	C1	98	7.6	6
Bachelor in Business Administration - Management	C1	63	8.1	6
Bachelor in Business Administration - Marketing	C1	27	7.7	6
Bachelor in Business Administration - Tourism and Hospitality	C1	6	8.0	6
Bachelor in Business Administration - Transport and Logistics	C1	18	7.9	6
Master in Business Administration - Audit	C2	13	7.2	4
Master in Business Administration - Finance	C2	27	7.0	4
Master in Business Administration - Financial Engineering	C2	2	6.0	4
Master in Business Administration - Human Resources	C2	15	7.1	4
Master in Business Administration - Management and International Affairs	C2	37	7.3	4
Master in Business Administration - Marketing	C2	15	6.3	4
Master of Sciences in Business Administration - Finance	C2	4	6.3	4
Master of Sciences in Business Administration - Management	C2	3	6.7	4

Faculty of Engineering

Program name	Level	Graduates	Average Semesters	Minimum Semesters
Bachelor of Engineering in Biomedical Engineering	C1	12	8.8	8
Bachelor of Engineering in Chemical Engineering	C1	2	10.0	8
Bachelor of Engineering in Computer Engineering	C1	4	8.5	8
Bachelor of Engineering in Electrical and Electronics Engineering	C1	9	10.4	8
Bachelor of Engineering in Mechanical Engineering	C1	22	9.6	8
Bachelor of Engineering in Telecommunications Engineering	C1	25	10.1	8

Program name	Level	Graduates	Average Semesters	Minimum Semesters
Master of Science in Biomedical Engineering	C2	8	4.4	4
Master of Science in Chemical Engineering	C2	4	4.3	4
Master of Science in Communication Engineering	C2	13	4.7	4
Master of Science in Computer Engineering	C2	1	4.0	4
Master of Science in Electrical and Electronics Engineering	C2	6	4.0	4

Faculty of Fine and Applied Arts

Program name	Level	Graduates	Average Semesters	Minimum Semesters
--------------	-------	-----------	-------------------	-------------------

Bachelor of Arts in Advertising	C1	15	7.8	6
Bachelor of Arts in Design and Applied Arts	C1	141	7.7	6
Bachelor of Arts in Graphic Design	C1	31	8.4	6
Bachelor of Arts in Sacred Art	C1	4	7.5	6
Bachelor of Arts in Visual and Performing Arts - Audio-Visual: Multimedia	C1	8	7.8	6
Bachelor of Arts in Visual and Performing Arts - Cinema and Television	C1	44	8.3	6
Bachelor of Arts in Visual and Performing Arts - Photography	C1	3	7.3	6
Bachelor of Science in Architectural Studies	C1	222	9.3	8
DES in Architecture	C2	159	12.9	12
Master in Graphic Design	C2	8	4.3	4
Master in Interior Architecture	C2	44	4.1	4
Master in Performing Arts	C2	1	7.0	4
Master in Visual Arts - Audio-Visual: Multimedia	C2	1	5.0	4
Master in Visual Arts - Cinema	C2	2	8.0	4
Master in Visual Arts - Photography	C2	2	6.0	4

Faculty of Law

Program name	Level	Graduates	Average Semesters	Minimum Semesters
Law Degree	C1	30	8.7	8
Master in Arbitration and Media Law	C2	1	7.0	4
Master in Criminology	C2	1	5.0	4
Master in Law	C2	1	5.0	4
Ph.D. in Law	C3	1	10.0	6

Faculty of Letters

Program name	Level	Graduates	Average Semesters	Minimum Semesters
Bachelor of Arts in English Language and Literature	C1	2	9.0	6
Bachelor of Arts in French Language and Literature	C1	8	7.1	6
Bachelor of Arts in Journalism and Communication	C1	11	6.7	6
Bachelor of Arts in Modern Languages and Translation	C1	41	6.9	6
Diploma in Interpretation	C2	2	4.0	4
Master of Arts in Arabic Language and Literature	C2	2	6.0	4
Master of Arts in English Language and Literature	C2	2	6.0	4
Master of Arts in French Language and Literature	C2	2	8.0	4
Master of Arts in Journalism and Communication	C2	7	6.1	4
Master of Arts in Translation	C2	13	5.3	4
Ph.D. in Arabic Language and Literature	C3	1	8.0	6
Ph.D. in French Language and Literature	C3	1	9.0	6

Faculty of Medicine and Medical Sciences

Program name	Level	Graduates	Average Semesters	Minimum Semesters
--------------	-------	-----------	-------------------	-------------------

Bachelor of Science in Health Fundamental Sciences	C1	29	7.0	6
Doctorate of Medicine	C1	29	14.6	14
Diploma of Specialized Studies - Pathology	C3	1	8	
Diploma of Specialized Studies - Anesthesia and Critical Care	C3	2	8	
Diploma of Specialized Studies - Emergency Medicine	C3	1	8	
Diploma of Specialized Studies - General Surgery	C3	1	10	
Diploma of Specialized Studies - Obstetrics and Gynecology (ob-gyn)	C3	1	10	
Diploma of Specialized Studies - Orthopedic Surgery and Traumatology	C3	2	10	
Diploma of Specialized Studies - Pediatrics	C3	2	8	
Diploma of Specialized Studies - Radiology	C3	1	8	

Faculty of Music

Program name	Level	Graduates	Average Semesters	Minimum Semesters
Bachelor of Arts in Music - Music Education	C1	6	8.8	6
Bachelor of Arts in Music - Musicology	C1	6	8.3	6
Research Master in Music - Ethnomusicology	C2	1	7.0	4
Research Master in Music - Music Education	C2	1	5.0	4
Research Master in Music - Musicology	C2	2	5.5	4
Ph.D. in Musicology	C3	2	13.0	6
Ph.D. in Music	C3	1	10.0	6

Faculty of Philosophy and Humanities

Program name	Level	Graduates	Average Semesters	Minimum Semesters
Bachelor of Arts in Education Basic Education (French)	C1	10	7.7	6
Bachelor of Arts in Education Basic Education (French, Math)	C1	5	7.4	6
Bachelor of Arts in Education Basic Education (French, Sciences)	C1	2	8.5	6
Bachelor of Arts in Psychology - Clinical Psychology	C1	16	7.0	6
Bachelor of Arts in Psychology - Industrial Psychology	C1	4	6.8	6
Bachelor of Arts in Social Sciences	C1	3	8.0	6
Teaching Diploma in Education - Chemistry	C1	3	2.3	2
Teaching Diploma in Education - Education (Basic Education Cycles I & II)	C1	12	2.2	2
Teaching Diploma in Education - English Language and Literature	C1	1	3.0	2
Teaching Diploma in Education - French Language and Literature	C1	1	2.0	2
Teaching Diploma in Education - Music	C1	2	5.0	2
Teaching Diploma in Education - Visual and Performing Arts	C1	1	2.0	2

Master of Arts in Education - Administration of Education	C2	26	6.2	4
Master of Arts in Education - Basic Education	C2	3	6.7	4
Master of Arts in Education - Technology of Education	C2	1	9.0	4
Master of Arts in Psychology - Clinical Psychology	C2	6	6.8	4
Ph.D. in Education	C3	1	10.0	6
Ph.D. in Social Sciences	C3	2	10.0	6

Faculty of Sciences

Program name	Level	Graduates	Average Semesters	Minimum Semesters
Bachelor of Science in Actuarial and Financial Mathematics	C1	12	7.0	6
Bachelor of Science in Biochemistry	C1	20	6.5	6
Bachelor of Science in Chemistry	C1	3	7.7	6
Bachelor of Science in Computer Science	C1	14	7.9	6
Bachelor of Science in Information Technology	C1	6	8.0	6
Bachelor of Science in Life and Earth Sciences	C1	9	6.8	6
Master of Science in Actuarial and Financial Mathematics	C2	2	10.0	4
Master of Science in Biochemistry	C2	14	5.3	4
Master of Science in Chemistry	C2	5	5.2	4
Master of Science in Computer Science	C2	3	6.7	4
Master of Science in Life and Earth Sciences	C2	9	6.3	4
Master of Science in Mathematics	C2	2	7.0	4

Pontifical Faculty of Theology

Program name	Level	Graduates	Average Semesters	Minimum Semesters
Bachelor of Arts in Theology	C1	18	10.1	10
Master of Arts in Theology	C2	2	6.0	4

Institute of History

Program name	Level	Graduates	Average Semesters	Minimum Semesters
Bachelor of Arts in History	C1	4	6.3	6
Master of Arts in Archeology	C2	1	8.0	4
Master of Arts in History	C2	1	4.0	4
Ph.D. in History	C3	2	10.0	6

Higher Institute of Nursing Sciences

Program name	Level	Graduates	Average Semesters	Minimum Semesters
Bachelor of Science in Nursing Sciences	C1	8	6.5	6

Higher Institute of Political and Administrative Sciences

Program name	Level	Graduates	Average Semesters	Minimum Semesters
Bachelor in International relations	C1	6	7.3	6
Master in Political Sciences	C2	5	7.4	4

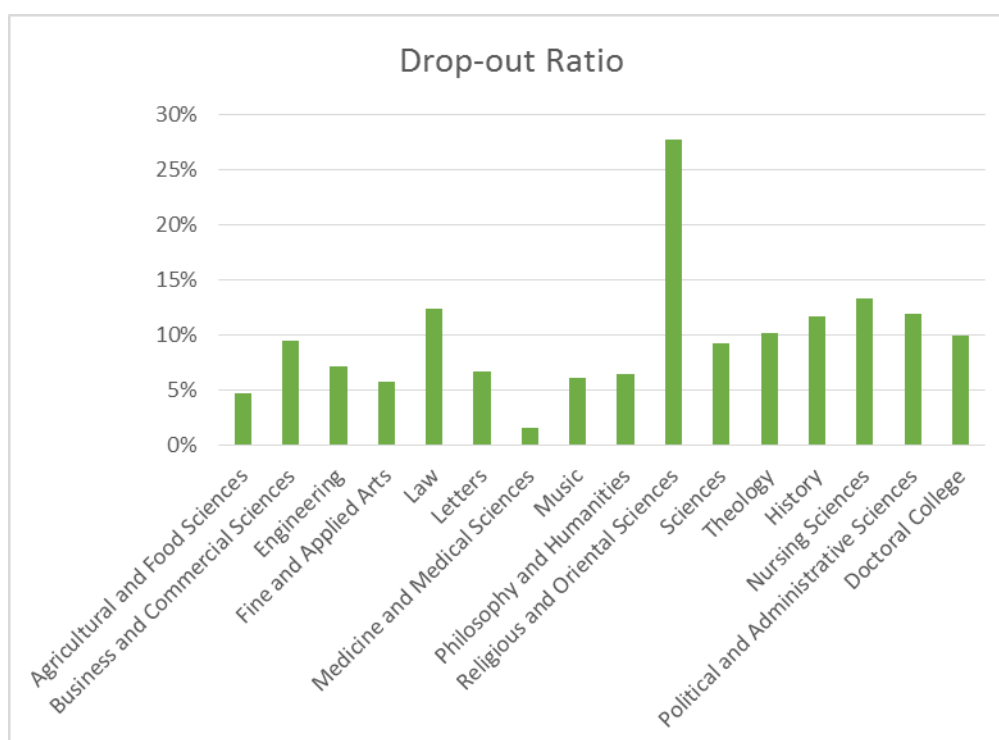
Doctoral College

Program name	Level	Graduates	Average Semesters	Minimum Semesters
Doctorate in Humanities and Social Sciences	C3	13	8.8	6

Drop-out Ratio by Academic Unit

The numbers below include undergraduate and graduate students from Fall 2014-2015 that are not registered in Fall 2015-2016 excluding those who graduated and those who submitted interruption requests.

Academic Unit	Drop-out	Average of GPA	Total Students Fall 2014*	Ratio
Faculty of Agricultural and Food Sciences	23	60.6	490	5%
Faculty of Business and Commercial Sciences	169	62.7	1788	9%
Faculty of Engineering	57	60.9	790	7%
Faculty of Fine and Applied Arts	146	58.6	2545	6%
Faculty of Law	36	62.1	291	12%
Faculty of Letters	21	74.0	313	7%
Faculty of Medicine and Medical Sciences	5	73.2	312	2%
Faculty of Music	6	65.2	98	6%
Faculty of Philosophy and Humanities	21	76.2	322	7%
Faculty of Religious and Oriental Sciences	5	84.6	18	28%
Faculty of Sciences	39	62.2	423	9%
Pontifical Faculty of Theology	23	76.2	226	10%
Institute of History	2	47.5	17	12%
Higher Institute of Nursing Sciences	4	51.4	30	13%
Higher Institute of Political and Administrative Sciences	8	77.0	67	12%
Doctoral College	2		12	17%
Total	567	63.2	7742	7%



Probation Rates by Level

Level	Fall 2015-2016	Spring 2015-2016
Undergraduate	433	387
Graduate	57	42
Total	490	429

Probation Rates by Academic Unit

Fall 2015-2016

Academic Unit	Students on Probation	Total Nb. of Students	Ratio
Faculty of Agricultural and Food Sciences	27	499	5%
Faculty of Business and Commercial Sciences	185	1515	12%
Faculty of Engineering	77	811	9%
Faculty of Fine and Applied Arts	103	2359	4%
Faculty of Law	36	293	12%
Faculty of Letters	5	256	2%
Faculty of Medicine and Medical Sciences		336	0%
Faculty of Music	3	85	4%
Faculty of Philosophy and Humanities	11	295	4%
Faculty of Religious and Oriental Sciences		7	0%
Faculty of Sciences	35	368	10%
Pontifical Faculty of Theology	1	227	0%
Institute of History		12	0%
Higher Institute of Nursing Sciences	1	36	3%
Higher Institute of Political and Administrative Sciences	3	76	4%
Doctoral College		82	0%
Schools of Letters, Music, Theology and other	3	363	1%
Online Certificate Programs		122	0%
Total	490	7742	6%

Undergraduate Program Change Requests by Academic Unit

Fall 2015-2016

Unit	Program Change Requests	Total Undergrad Students	Ratio
Faculty of Agricultural and Food Sciences	1	407	0.2%
Faculty of Business and Commercial Sciences	18	1135	1.6%
Faculty of Engineering	15	767	2.0%
Faculty of Fine and Applied Arts	19	2089	0.9%
Faculty of Law	11	245	4.5%
Faculty of Letters	1	175	0.6%
Faculty of Medicine and Medical Sciences	1	196	0.5%
Faculty of Music	3	70	4.3%
Faculty of Philosophy and Humanities	7	178	3.9%
Faculty of Religious and Oriental Sciences	1	4	25.0%
Faculty of Sciences	32	274	11.7%
Pontifical Faculty of Theology		214	0.0%
Institute of History		8	0.0%
Higher Institute of Nursing Sciences		36	0.0%
Higher Institute of Political and Administrative Sciences	2	51	3.9%
Other		9	0%
Total	111	5858	1.9%

Spring 2015-2016

Unit	Program Change Requests	Total Undergrad Students	Ratio
Faculty of Agricultural and Food Sciences	2	386	0.5%
Faculty of Business and Commercial Sciences	31	1042	3.0%
Faculty of Engineering	10	734	1.4%
Faculty of Fine and Applied Arts	15	1855	0.8%
Faculty of Law	14	226	6.2%
Faculty of Letters		156	0.0%
Faculty of Medicine and Medical Sciences	1	192	0.5%
Faculty of Music		68	0.0%
Faculty of Philosophy and Humanities	2	178	1.1%
Faculty of Religious and Oriental Sciences		3	0.0%
Faculty of Sciences	8	242	3.3%
Pontifical Faculty of Theology		212	0.0%
Institute of History		7	0.0%
Higher institute of Nursing Sciences		35	0.0%
Higher Institute of Political and Administrative Sciences	1	53	1.9%
Other		5	0.0%
Total	84	5394	1.6%

Undergraduate Program Change Requests by Program

Fall 2015-2016

Program name	Program Change Requests
Faculty of Agricultural and Food Sciences	
Diploma of Agricultural Engineering	1
Faculty of Business and Commercial Sciences	
Bachelor in Business Administration - Audit	6
Bachelor in Business Administration - Finance	4
Bachelor in Business Administration - Business Computing	1
Bachelor in Business Administration - Management	3
Bachelor in Business Administration - Marketing	2
Bachelor in Business Administration - Hotel Management	1
Bachelor in Business Administration - Transport and Logistics	1
Faculty of Engineering	
Bachelor of Engineering in Biomedical Engineering	2
Bachelor of Engineering in Chemical Engineering	4
Bachelor of Engineering in Civil Engineering	4
Bachelor of Engineering in Computer Engineering	1
Bachelor of Engineering in Electrical and Electronics Engineering	1
Bachelor of Engineering in Telecommunications Engineering	3
Faculty of Fine and Applied Arts	
Bachelor of Arts in Design and Applied Arts	9
Bachelor of Arts in Sacred Art	1
Bachelor of Arts in Visual and Performing Arts	1
Bachelor of Science in Architectural Studies	8
Faculty of Law	
Law Degree	11
Faculty of Letters	
Bachelor of Arts in Modern Languages and Translation	1
Faculty of Medicine and Medical Sciences	
Bachelor of Science in Health Fundamental Sciences	1
Faculty of Music	
Bachelor of Arts in Higher and Specialized Music Education - Occidental Classical Singing	1
Bachelor of Arts in Music - Music Education	1
Bachelor of Arts in Music - Musicology	1
Faculty of Philosophy and Humanities	
Bachelor of Arts in Philosophy	1
Bachelor of Arts in Psychology	2
Bachelor of Arts in Psychology - Clinical Psychology	3
Bachelor of Arts in Psychology - Industrial Psychology	1
Faculty of Religious and Oriental Sciences	

Bachelor of Arts in Religious and Pastoral Education	1
Faculty of Sciences	
Bachelor of Science in Biochemistry	13
Bachelor of Science in Chemistry	1
Bachelor of Science in Computer Science	12
Bachelor of Science in Information Technology	1
Bachelor of Science in Life and Earth Sciences	5
Higher Institute of Political and Administrative Sciences	
Bachelor in International Relations	2

Spring 2015-2016

Program name	Program Change Requests
Faculty of Agricultural and Food Sciences	
Diploma of Agricultural Engineering	2
Faculty of Business and Commercial Sciences	
Bachelor in Business Administration - Audit	9
Bachelor in Business Administration - Finance	7
Bachelor in Business Administration - Management	9
Bachelor in Business Administration - Marketing	4
Bachelor in Business Administration - Hotel Management	1
Bachelor in Business Administration - Transport and Logistics	1
Faculty of Engineering	
Bachelor of Engineering in Chemical Engineering	3
Bachelor of Engineering in Civil Engineering	1
Bachelor of Engineering in Computer Engineering	2
Bachelor of Engineering in Electrical and Electronics Engineering	1
Bachelor of Engineering in Mechanical Engineering	1
Bachelor of Engineering in Telecommunications Engineering	2
Faculty of Fine and Applied Arts	
Bachelor of Arts in Advertising	1
Bachelor of Arts in Design and Applied Arts	5
Bachelor of Arts in Visual and Performing Arts	5
Bachelor of Science in Architectural Studies	4
Faculty of Law	
Law Degree	14
Faculty of Medicine and Medical Sciences	
Bachelor of Science in Health Fundamental Sciences	1
Faculty of Philosophy and Humanities	
Bachelor of Arts in Psychology	2
Faculty of Sciences	
Bachelor of Science in Biochemistry	3
Bachelor of Science in Computer Science	3
Bachelor of Science in Information Technology	2

Higher Institute of Political and Administrative Sciences	
Bachelor in Political Sciences	1

Course Management

Variation of number of sections and average of Registered Students

This study shows the undergraduate class size distribution that includes all the courses “C” given in the main Campus Kaslik.

Unit	Fall 2015-2016			Spring 2015-2016		
	Nb of sections	Total of Registered Students	Average	Nb of sections	Total of Registered Students	Average
Faculty of Agricultural and Food Sciences	79	1446	18.3	71	1337	18.8
Faculty of Business and Commercial Sciences	140	3064	21.9	124	2701	21.8
Faculty of Engineering	131	2387	18.2	144	2540	17.6
Faculty of Fine and Applied Arts	179	3662	20.5	188	3393	18.0
Faculty of Law	47	1070	22.8	51	940	18.4
Faculty of Letters	462	2451	15.1	146	1884	12.9
Faculty of Medicine and Medical Sciences	40	1352	33.8	94	2229	23.7
Faculty of Music	28	339	12.1	35	376	10.7
Faculty of Philosophy and Humanities	63	1416	22.5	61	1407	23.1
Faculty of Religious and Oriental Sciences	24	505	21.0	26	636	24.5
Faculty of Sciences	112	2087	18.6	94	1570	16.7
Pontifical Faculty of Theology	42	697	16.6	40	736	18.4
Institute of History	25	448	17.9	23	472	20.5
Higher Institute of Nursing Sciences	21	349	16.6	24	412	17.2
Higher Institute of Political and Administrative Sciences	21	225	10.7	20	243	12.2
Total	1114	21498	19.3	1141	20876	18.3

Unit	Fall 2015-2016			Fall 2014-2015		
	Nb of sections	Total of Registered Students	Average	Nb of sections	Total of Registered Students	Average
Faculty of Agricultural and Food Sciences	79	1446	18.3	62	1196	19.3
Faculty of Business and Commercial Sciences	140	3064	21.9	126	3312	26.3
Faculty of Engineering	131	2387	18.2	65	1258	19.4
Faculty of Fine and Applied Arts	179	3662	20.5	179	3901	21.8
Faculty of Law	47	1070	22.8	43	971	22.6
Faculty of Letters	462	2451	15.1	203	3421	16.9
Faculty of Medicine and Medical Sciences	40	1352	33.8	25	708	28.3
Faculty of Music	28	339	12.1	26	369	14.2
Faculty of Philosophy and Humanities	63	1416	22.5	53	1115	21.0
Faculty of Religious and Oriental Sciences	24	505	21.0	25	540	21.6
Faculty of Sciences	112	2087	18.6	113	2456	21.7
Pontifical Faculty of Theology	42	697	16.6	29	543	18.7
Institute of History	25	448	17.9	43	774	18.0
Higher Institute of Nursing Sciences	21	349	16.6	9	113	12.6
Higher Institute of Political and Administrative Sciences	21	225	10.7	17	213	12.5
Total	1114	21498	19.3	1018	20890	20.5

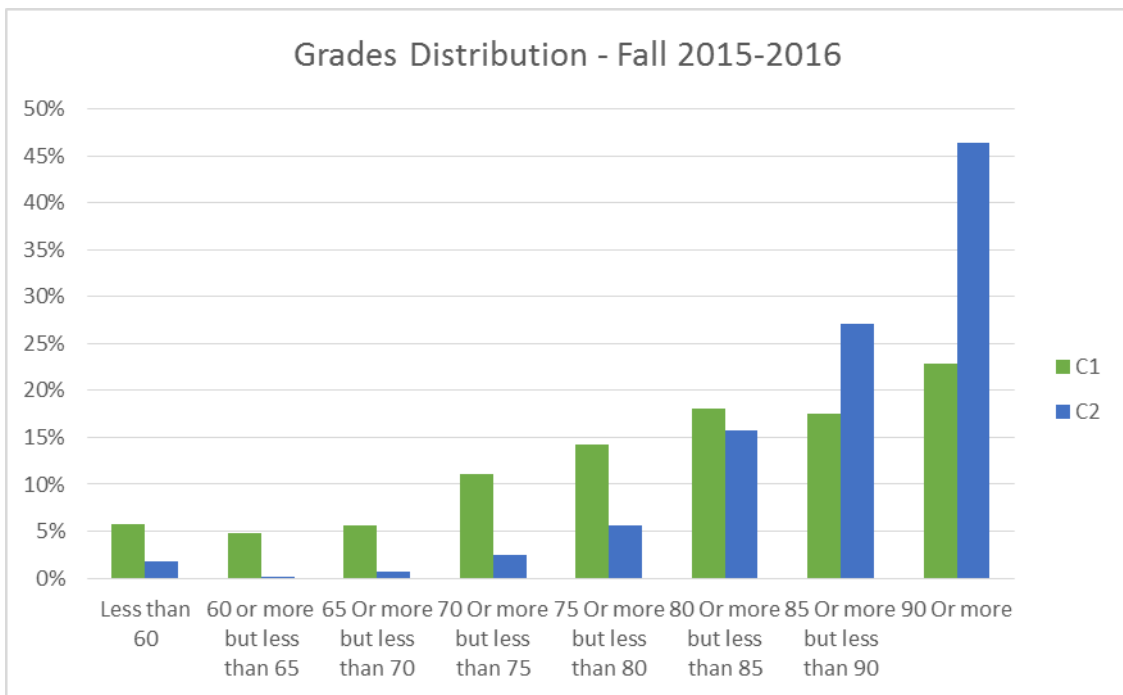
Hourly Campus Population

Fall 2015-2016

	Campus Kaslik						RUC Chekka					
	MON	TUE	WED	THU	FRI	SAT	MON	TUE	WED	THU	FRI	SAT
8 a.m.	1515	1627	651	1546	1328	9	9	33	0	33	13	0
9 a.m.	1604	1749	810	1564	1428	13	9	59	23	40	13	0
10 a.m.	1988	2305	933	2129	1890	23	87	80	54	63	79	0
11 a.m.	2621	2551	1117	2471	2510	22	78	112	73	89	61	0
12 Noon	2588	2496	1058	2394	2492	22	78	86	68	82	61	0
1 p.m.	1643	1864	736	1542	1705	23	30	63	68	41	36	0
2 p.m.	1687	1873	758	1725	1530	30	25	81	34	27	36	0
3 p.m.	1500	1806	1053	1549	1309	30	20	81	69	27	49	0
4 p.m.	1812	2336	872	2044	1643	3	56	83	69	32	44	0
5 p.m.	1765	1821	986	1431	1727	20	45	75	69	42	33	0
6 p.m.	1643	1603	551	1281	1495	20	20	36	5	42	20	0
7 p.m.	417	1035	662	842	495	25	0	0	5	0	0	0
8 p.m.	101	386	297	291	169	0	0	0	5	0	0	0
9 p.m.	81	66	28	103	88	0	0	0	0	0	0	0
	RUC Rmeich						RUC Zahleh					
	MON	TUE	WED	THU	FRI	SAT	MON	TUE	WED	THU	FRI	SAT
8 a.m.	13	18	18	33	0	20	64	101	61	99	55	0
9 a.m.	13	18	18	33	0	20	64	107	112	140	55	23
10 a.m.	13	18	18	33	0	20	155	122	184	191	142	45
11 a.m.	22	12	24	16	34	19	208	156	172	240	220	34
12 Noon	22	12	24	16	34	19	213	156	171	222	225	27
1 p.m.	22	12	24	16	34	19	197	134	176	177	226	11
2 p.m.	28	14	15	20	33	26	240	130	112	137	203	0
3 p.m.	38	19	28	30	33	26	235	153	121	143	193	0
4 p.m.	28	15	30	21	23	9	151	120	92	131	81	0
5 p.m.	28	15	30	21	23	9	52	24	65	12	51	0
6 p.m.	18	10	17	11	23	9	33	12	4	0	35	0
7 p.m.	0	0	9	0	0	0	0	0	0	0	0	0
8 p.m.	0	0	9	0	0	0	0	0	0	0	0	0
9 p.m.	0	0	9	0	0	0	0	0	0	0	0	0

Grades Distribution

Term average distribution	Fall 2015-2016			Spring 2015-2016		
	C1	C2	C3	C1	C2	C3
Less than 60	5.7%	1.9%	0.0%	5.0%	2.3%	1.9%
60 or more but less than 65	4.9%	0.1%	0.6%	4.0%	0.1%	0.0%
65 Or more but less than 70	5.6%	0.6%	1.2%	4.7%	0.3%	0.0%
70 Or more but less than 75	11.1%	2.4%	1.8%	10.2%	1.0%	1.2%
75 Or more but less than 80	14.2%	5.7%	1.8%	14.3%	3.0%	1.9%
80 Or more but less than 85	18.1%	15.8%	12.1%	18.6%	18.0%	4.3%
85 Or more but less than 90	17.5%	27.1%	20.6%	18.8%	28.7%	9.9%
90 Or more	22.9%	46.4%	61.8%	24.5%	46.6%	80.9%



Changed Grades by Faculty/Institute

Fall 2015-2016

Unit	Branch Administration	Composite Calculation	Data entry error	Degraded Late	Incomplete	Re-Calculated	Total
Agricultural and Food Sciences	4			5	6	5	20
Business and Commercial Sciences	4	5		4	28	12	53
Engineering	1	1			3	7	12
Fine and Applied Arts	4	39	6	2	4	9	64
Law	2		7	1		18	28
Letters	4	1		3	3	2	13
Medicine and Medical Sciences		4		1	1	25	31
Music			2	3	1	3	9
Philosophy and Humanities	6	5	4	4	3	3	25
Sciences		3		2	2	1	8
Theology	1	19	4	1	2	6	33
History				1			1
Nursing Sciences			6				6
Political and Administrative Sciences	1						1
Doctoral College	1		2	3			6
School of Music			1		1	2	4
School of Theology						1	1
Total	28	77	32	30	54	94	315

Faculty and Staff

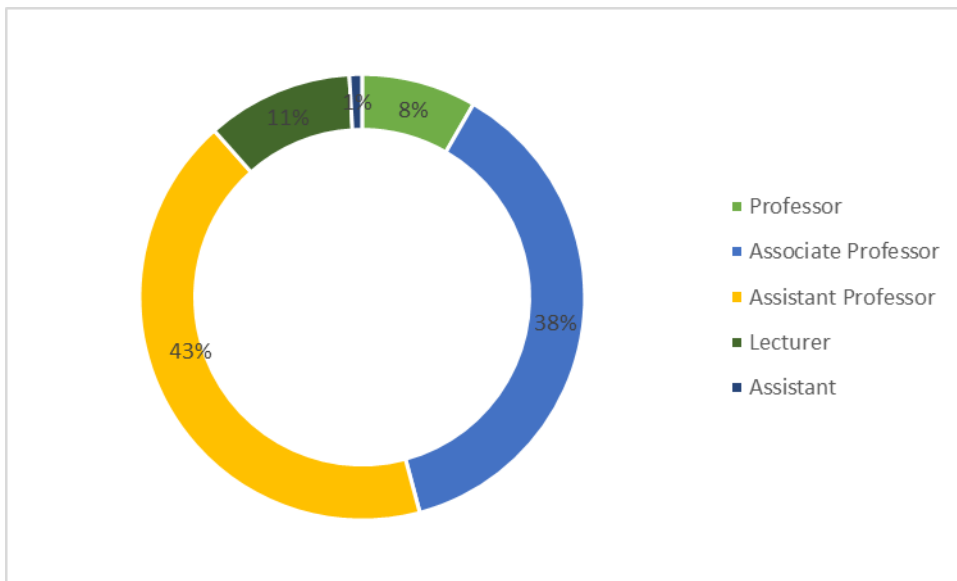
Faculty Members by Type

890 Faculty Members out of which:

- 216 full-time faculty
- 674 part-time faculty

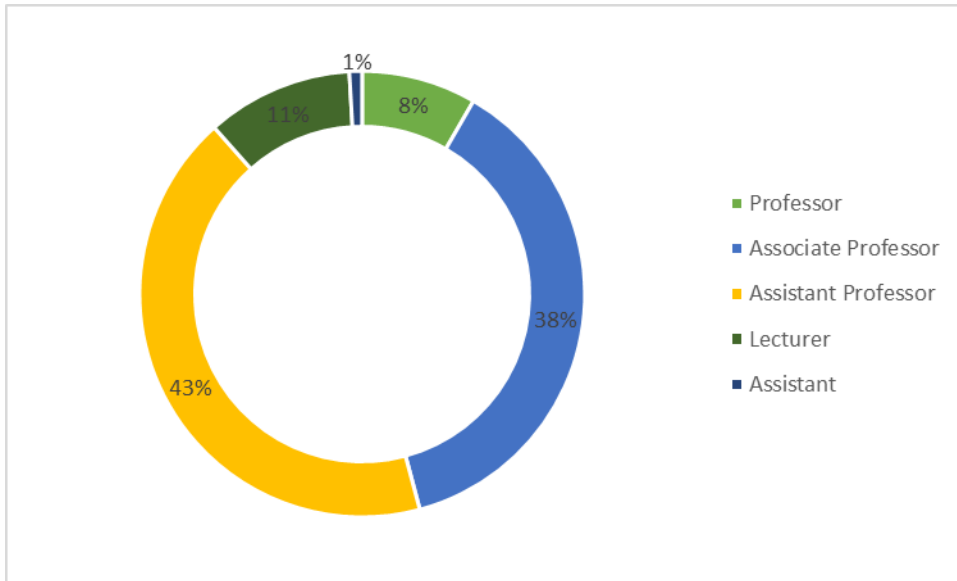
Distribution of Full-time Faculty Members by Degree

Degree	Nb. Of Full-time Faculty
BA/BS/Certificate	2
Masters	37
Ph.D./Doctorate	177
Total	216



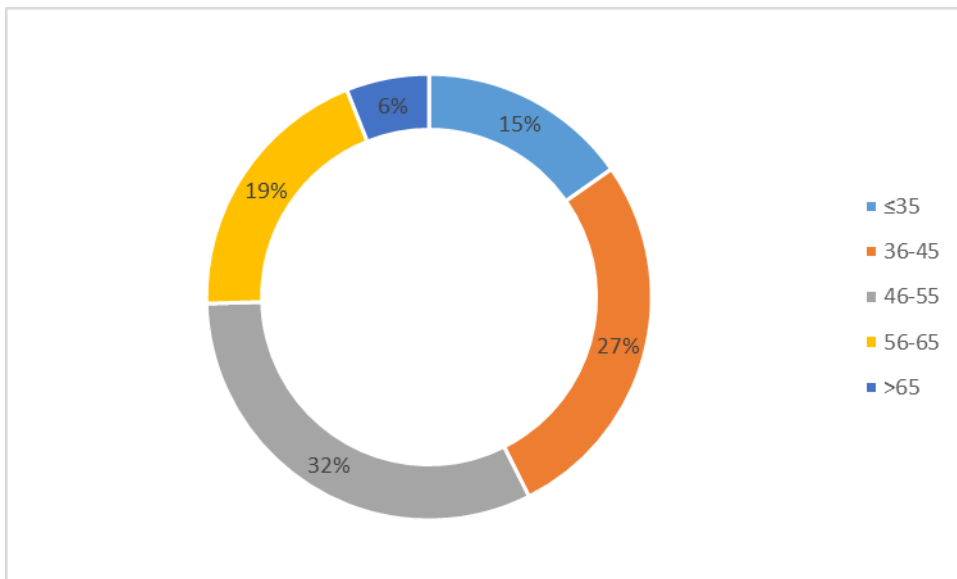
Distribution of Full-time Faculty Members by Rank

Rank	Nb. Of Full-time Faculty
Professor	18
Associate Professor	81
Assistant Professor	92
Lecturer	23
Assistant	2
Total	216

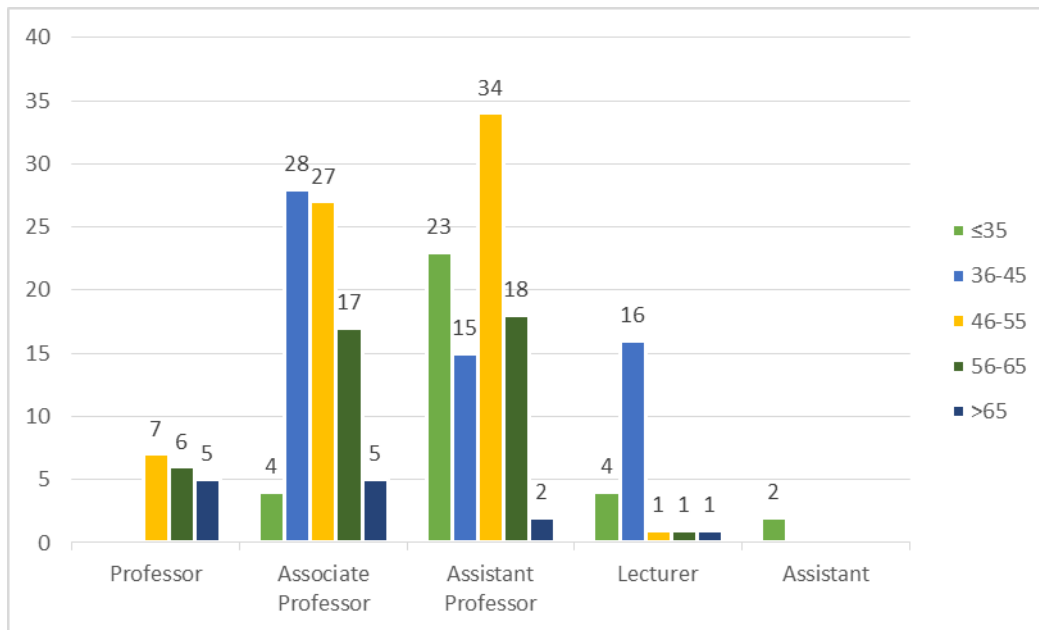


Full-time Faculty Members Age Distribution

≤35	36-45	46-55	56-65	>65	Total
33	59	69	42	13	216



Full-time Faculty Members Age Distribution by Rank



Full-time Faculty Members Seniority at USEK

Seniority	Date	Number	Percentage
0 to 2 years	Sep. 2014 - Aug. 2016	37	17%
2 years to 4 years	Sep. 2012 - Aug. 2014	24	11%
4 years to 6 years	Sep. 2010 - Aug. 2012	51	24%
6 years to 8 years	Sep. 2008 - Aug. 2010	28	13%
8 years to 10 years	Sep. 2006 - Aug. 2008	33	15%
Over 10 years	Before Aug. 2006	43	20%
Total		216	100%

Faculty Applications and Recruitment

During 2015, USEK considered 513 applications for teaching.

Requests for recruitment and decisions of Ad hoc commission are as following:

	Fall 2014-2015	Spring 2014-2015	Fall 2015-2016	Spring 2015-2016
Requests for recruitment	95	44	65	62
Favorable Decision	74	37	50	50
Not Favorable Decision	13	5	14	11
Applicant not reachable	8	2	1	1

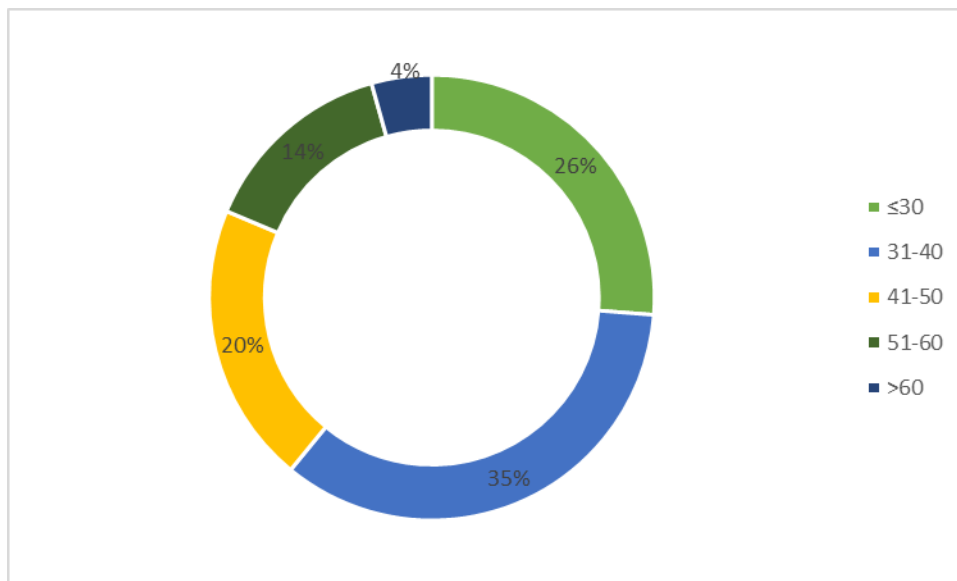
Employees Distribution

349 Employees out of which:

- 322 full-time
- 27 part-time

Employees Age Distribution

≤30	31-40	41-50	51-60	>60	Total
90	119	70	49	15	343



Employees Seniority at USEK

Seniority	Number	Percentage
0-5 years	148	43%
6-10 years	93	27%
11-15 years	55	16%
16-20 years	26	8%
21-25 years	10	3%
> 25 years	11	3%
Total	343	100%

International Relations

List of Memberships by Country

Argentina

- Consejo Latino americano de Ciencias Sociales (CLACSO)

Belgium

- European Foundation for Management Development (EFMD)
- European University Association (EUA)
- Fédération des Universités Catholiques Européennes (FUCE)
- European Society for Engineering Education (SEFI)

Canada

- Agence Universitaire de la Francophonie (AUF)
- Conférence Internationale des Responsables des Universités et Instituts Scientifiques d'expression française (CIRUISEF)
- Réseau International Francophone des Etablissements de Formation de Formateurs (RIFEFF)

France

- Association Internationale des Sociologues de Langue Française (AISLF)
- Association Internationale Espace Numérique Ouvert pour la Méditerranée (e-Omed)
- Association of Catholic Institutes of Education (ACISE)
- Conférence de Psychologie Universitaire de la FIUC (FIUCUP)
- Conférence Internationale des Doyens des Facultés de Médecine d'expression française (CIDMEF)
- Conférence Internationale des Formations d'Ingénieurs et Techniciens d'expression française (CITEF)
- Fédération Internationale des Universités Catholiques (FIUC)
- Institut de l'Audit Social (IAS)
- International Association of Universities (IAU)
- Réseau International d'Ecoles doctorales en sociologie (Rédoc)
- Réseau Méditerranéen des Ecoles d'Ingénieurs (RMEI)

Italy

- Community of Mediterranean Universities (C.U.M)
- Conférence Mondiale des Institutions Universitaires Catholiques de Philosophie (COMIUCAP)
- Union des Universités de la Méditerranée (UNIMED)

Jordan

- Association of Arab Universities (AARU)
- Association of Arts Colleges
- Association of Social Work at the Association of Arab Universities
- Society of Colleges of Science in Arab Universities

Lebanon

- Arab Forum for Environment and Development (AFED)
- Association des universités au Liban
- Conférence des Recteurs de la Région du Moyen-Orient (CONFREMO)

Netherlands

- European Association for International Education(EAIE)

- International Federation of Library Associations and Institutions (IFLA)

South Korea

- Association of Asia-Pacific Business Schools (AAPBS)

Spain

- International Network for Quality Assurance Agencies in Higher Education (INQAAHE)

United Kingdom

- Association of Business Schools (ABS)
- International Corporate Governance Network (ICGN)

United States

- American Council on Education
- Association of Catholic Colleges and Universities (ACCU)
- Association of Collegiate Schools of Architecture (ACSA)
- Association of Governing Boards of Universities and Colleges (AGB)
- Association to Advance Collegiate Schools of Business (AACSB)
- CHEA International Quality Group
- Global Engineering Deans Council
- International Association of University Presidents (IAUP)
- NASFA
- National Career Development Association (NCDA)
- Online Learning Consortium (OLC)
- Principles for Responsible Management Education (PRME)

List of Agreements

General Agreements

Institution	Country
Universidad Argentina John F. Kennedy	Argentina
Universidad del Salvador	Argentina
Universidad Nacional de Tres de Febrero	Argentina
University of Applied Sciences - Upper Austria	Austria
Catholic University of Louvain	Belgium
Paraná Federal University	Brazil
Pontifical Catholic University of Goias	Brazil
Pontifical Catholic University of Sao Paolo	Brazil
Central University of Chile	Chile
Catholic Institute of Toulouse	France
Catholic University of Lyon	France
Embassy of France to Lebanon	France
Jean Moulin University, Lyon 3	France
Lumière University, Lyon II	France
National Museum of Natural History	France
National Center for Scientific Research	France
Paris-Est Créteil University	France
Paris-Sud 11 University	France
René Descartes University, Paris V	France
University of Bordeaux	France
University of Poitiers	France
University of the Littoral Opal Coast	France
Catholic University of the West	France
Catholic University Eichstatt-Ingolstadt	Germany
University of Erfurt	Germany
PéterPázmány Catholic University	Hungary
Embassy of Italy to Lebanon	Italy
UNIMED	Italy
Universitadeglistudi di Roma Tor Vergata	Italy
University of Jordan	Jordan
University of Yarmouk	Jordan
Lebanese University	Lebanon
Fribourg University	Switzerland
Lausanne University	Switzerland
Universidad Francisco de Vitoria	Spain
University of Damascus	Syria
University of Istanbul	Turkey
Birmingham City University	United Kingdom

University of Chester	United Kingdom
Florida Institute of Technology	United States of America
Georges Mason University	United States of America
Michigan State University	United States of America
Norwich University	United States of America

Faculty of Agricultural and Food Sciences

Institution	Country
Embassy of Argentina to Lebanon	Argentina
Earth University	Costa Rica
McGill University	Canada
AgroParisTech	France
Agropolis	France
Claude Bernard University, Lyon I	France
ENITA of Clermont-Ferrand	France
FESIA Consortium	France
ISARA Lyon - Rhône Alpes Higher Institute of Agriculture	France
National Polytechnic Institute of Lorraine	France
Paris-Sud 11 University	France
Polytechnic Institute La Salle - Beauvais	France
Practical School of Higher Studies	France
Terroirs & Cultures International Association	France
Toulouse National Polytechnic Institute	France
University of Valenciennes and Hainaut-Cambrésis	France
Brandenburg University of Technology Cottbus	Germany
Deutsche Gesellschaft für Technische Zusammenarbeit (GTZ), Eschborn	Germany
International Association Slow Food	Italy
International Centre for Advanced Mediterranean Agronomic Studies - Mediterranean Agronomic Institute of Bari	Italy
Italian National Committee for the relationship between the Italian Government and the Food and Agriculture Organization of the United Nations (FAO)	Italy
University of Milan	Italy
University of Perugia	Italy
University of Sassari	Italy
Institut de Recherche Industrielle	Lebanon
Saint Joseph University	Lebanon
Aleksandras Stulginskis University	Lithuania
Fundacion Promocion Social de la Cultura	Spain
Michigan State University	United States of America

Faculty of Business and Commercial Sciences

Institution	Country
Van Iperen International	The Netherlands
European Foundation for Management Development	Belgium
ICHEC-Brussels Management School	Belgium
University of Liege	Belgium
International University College	Bulgaria
HEC Montreal	Canada
Zagreb School of Economics and Management	Croatia
Business School of Normandy	France
EM Strasbourg Business School	France
Financia Business School	France
Kedge Business School	France
Jean Moulin University, Lyon 3	France
Le Cordon Bleu International	France
Panthéon-Assas University Paris II	France
Paris-Dauphine University	France
Paris-Sud 11 University	France
Pierre Mendès France University	France
University of La Rochelle	France
EBS Universität für Wirtschaft und Recht	Germany
Heidelberg University	Germany
Chung Ang University	Korea
Morgan International	Lebanon
ESCA Business School	Morocco
Universidad Francisco de Vitoria Foundation	Spain
International University of Dakar	Senegal
Business School of Geneva	Switzerland
University of Stellenbosch Business School	South Africa
George Washington University	United States of America
Lewis University	United States of America

Faculty of Engineering

Institution	Country
Aix Marseille University	France
Central School of Marseille	France
EcolePolytech Lyon - Claude-Bernard Lyon I University	France
National Polytechnic Institute of Lorraine	France
School of Chemistry Physics and Electronics of Lyon (CPE LYON)	France
University of Poitiers	France
University of Technology of Belfort-Montbéliard	France
Università degli studi di Napoli Federico II	Italy

Center for Advanced Medical Imaging Science of Massachusetts General Hospital	United States of America
---	--------------------------

Faculty of Fine and Applied Arts

Institution	Country
Liege University	Belgium
Laval University	Canada
Archeological Mission of Tyre	France
Arles National School of Photography	France
Clermont-Ferrand School of Architecture	France
National Center for Scientific Research	France
Sorbonne Nouvelle University Paris III	France
Special School of Architecture- Paris (ESA)	France
Strasbourg School of Architecture	France
Toulouse School of Architecture	France
Istituto Universitario Di Architettura Di Venezia	Italy
La Sapienza University of Rome	Italy
Università Degli Studi Roma Tre	Italy
Universidad La Salle	Mexico
Russian Federation State Institute of Cinematography (VGIK) Moscow	Russia

Faculty of Law

Institution	Country
Ordre des Avocats au Barreau de Caen	France
Paris I, Panthéon Sorbonne University	France
Pierre Mendès France University	France
University of Montpellier I	France
University of Poitiers	France
EBS Universität für Wirtschaft und Recht	Germany
University of Jordan	Jordan
Leiden Law School	The Netherlands
Robert McKinney School of Law-The trustees of Indiana University	United States of America
Arab Center for international Humanitarian Law and human Rights Education	

Faculty of Letters

Institution	Country
Catholic University of Louvain	Belgium
Aix Marseille University	France
Lumière University, Lyon II	France
National Institute of Oriental Languages and Civilizations	France
Paris 8 Saint Denis University	France

Paul Valéry Montpellier III University	France
Paris-Sorbonne University, Paris IV	France
Sorbonne Nouvelle University Paris III	France
The Communication Sciences Institute - National Center for Scientific Research	France
University of Sud Toulon Var	France
University of Caen Basse-Normandie	France
Spanish Agency for International Cooperation	Spain

Faculty of Medicine and Medical Sciences

Institution	Country
Catholic University of Louvain	Belgium
University of Sherbrooke	Canada
François Rabelais de Tours University	France
Paris-Sud 11 University	France
René Descartes University, Paris V	France
Saint-Denis Hospital	France
University of Montpellier I	France
University of Pierre and Marie Curie	France

Faculty of Music

Institution	Country
Italian Cultural Institute of Beirut	Italy
University of Yarmouk	Jordan
University of Tunis	Tunisia

Faculty of Philosophy and Humanities

Institution	Country
Catholic University of Louvain	Belgium
Laval University	Canada
Catholic University of Lyon	France
International Center of Psychosomatics	France
René Descartes University, Paris V	France
University of Poitiers	France
University of Rouen	France
UniversitaPontificiaSalesienna Roma	Italy
University of Tunis	Tunisia

Faculty of Religious and Oriental Sciences

Institution	Country
Martin Luther University Halle-Wittenber	Germany

Faculty of Sciences

Institution	Country
Catholic University of Louvain	Belgium
AgroParisTech	France
Aix Marseille University	France
Central School of Marseille	France
Claude Bernard University, Lyon I	France
Embassy of Water	France
ESEO Angers	France
Mediterranean Network of Basin Organizations	France
National Polytechnic Institute of Lorraine	France
National School of Agricultural Engineering of Clermont-Ferrand	France
Paris-Sud 11 University	France
Poitiers University	France
Soft Solutions	France
University of Pierre and Marie Curie	France
University of Rennes 1	France
University of Technology of Belfort-Montbéliard	France
Lebanese University	Lebanon
Ministère de l'Environnement du Liban	Lebanon
University of Sidi Mohamed Ben Abdellah Of Fes	Morocco
Digipen USA Corporation	United States of America
New Jersey Institute of Technology	United States of America

Pontifical Faculty of Theology

Institution	Country
Catholic University of Louvain	Belgium
Catholic Institute of Paris	France
Catholic University of Lyon	France
Baghdad University	Iraq
Assembly of Catholic Patriarchs and Bishops in Lebanon	Lebanon

Institute of History

Institution	Country
Catholic University of Louvain	Belgium
Free University of Brussels	Belgium
Paris-Sorbonne University, Paris IV	France
University of Maine	France
Ibn Zohr University	Morocco
University of Geneva	Switzerland

Higher Institute of Political and Administrative Sciences

Institution	Country
Catholic University of Louvain	Belgium
Catholic Institute of Paris	France
Institute of Political Studies of Lyon (IEP)	France
Paris I, Panthéon Sorbonne University	France
Pierre Mendès France University	France
Bringing European Together Association	

Doctoral College

Institution	Country
ABIES AgroParisTech	France
University of Poitiers	France

Quality Assurance and Institutional Effectiveness Office

Institution	Country
Norwich University	United States of America
University of Texas at Austin	United States of America

Erasmus+ Agreements

Institution	Country
UniversitéCatholique de Louvain	Belgium
International University College	Bulgaria
Paris I University	France
Aristotle University of Thessaloniki	Greece
University of Catania	Italy
UniversitadegliStudi di Napoli Federico II	Italy
AleksandrasStulginskis University	Lithuania
University of Economics in Katowice	Poland
Universidad Francisco de Vitoria	Spain

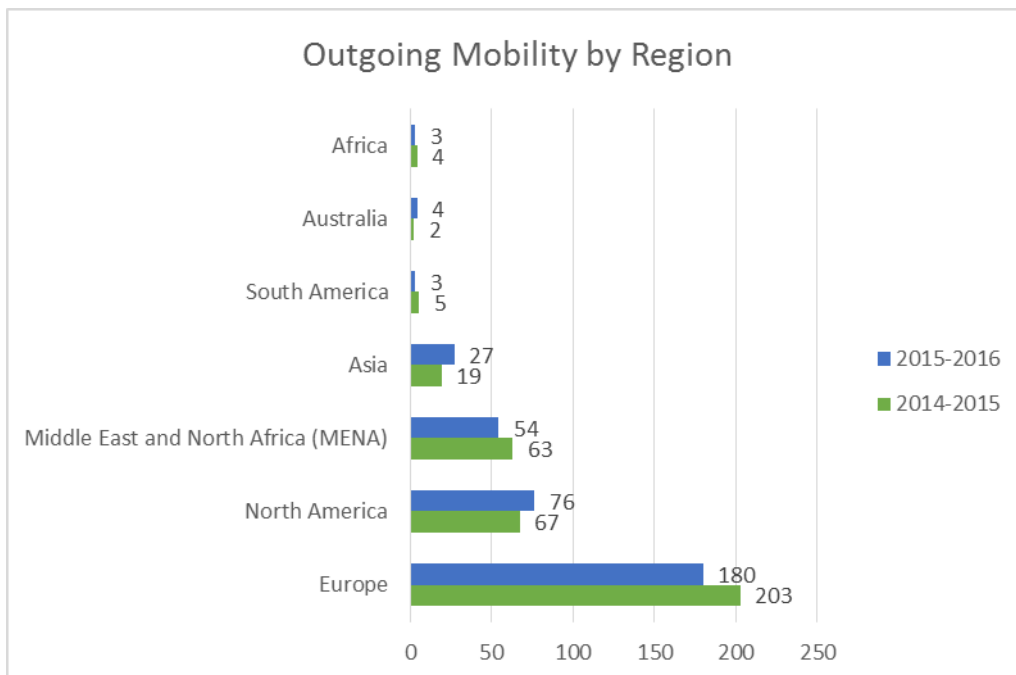
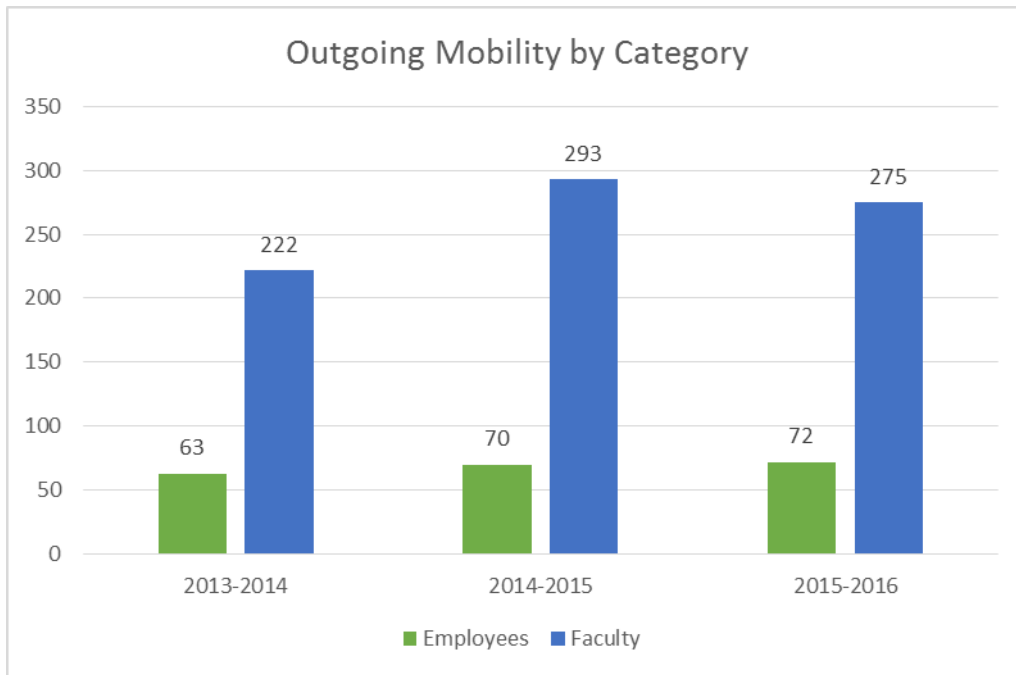
Agreements by Country

Country	Nb. of Agreements	%
France	74	43.8%
Italy	17	10.1%
United States of America	11	6.5%
Belgium	7	4.1%
Germany	7	4.1%
Lebanon	6	3.6%
Argentina	4	2.4%
Canada	4	2.4%

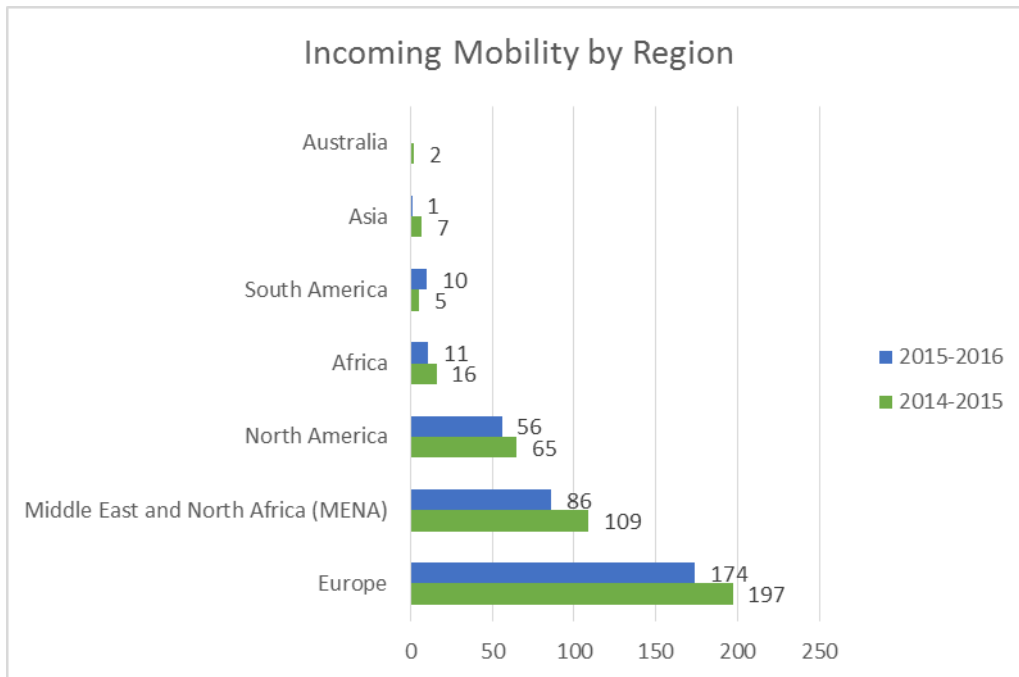
Spain	4	2.4%
Switzerland	4	2.4%
Brazil	3	1.8%
Morocco	3	1.8%
Bulgaria	2	1.2%
Jordan	2	1.2%
The Netherlands	2	1.2%
United Kingdom	2	1.2%
Austria	1	0.6%
Chile	1	0.6%
Costa Rica	1	0.6%
Croatia	1	0.6%
Greece	1	0.6%
Hungary	1	0.6%
Iraq	1	0.6%
Korea	1	0.6%
Lithuania	1	0.6%
Mexico	1	0.6%
Poland	1	0.6%
Russia	1	0.6%
Senegal	1	0.6%
South Africa	1	0.6%
Syria	1	0.6%
Tunisia	1	0.6%
Turkey	1	0.6%
Total	169	100.0%

Staff Mobility

Outgoing Mobility



Incoming Mobility



Higher Center for Research

Researchers

Fr. Jean Akiki	Dr. Joseph Al Assad
Dr. Christian Al Haddad	Prof. Nehme Azoury
Fr. Ayoub Chahwan	Dr. Michel Chalhoub
Prof. Joseph Chraim	Dr. Faten El Hage
Dr. Nathalie Estephan	Dr. Walid Harb
Dr. Walid Hleihel	Prof. Mireille Issa
Dr. Hager Jarrar	Dr. Mirna Mzawak
Prof. Hoda Nehme	Prof. Naim Ouaini
Dr. Sandy Rihana	Fr. Karam Rizk
Dr. Joseph Saab	Dr. Charbel Salloum
Dr. Mario Sassine	Fr. Joseph Wakim
Dr. Georges Yahchouchi	Prof. Norma Zakaria
Dr. Rola Zaydan	Dr. Barbar Zeghondy

HCR Partners

National

- National Council for Scientific Research
- Central Administration of Statistics
- Center for Innovation and Technology

International

- Faculté des langues et des cultures étrangères, Département d'études persanes et Département d'études arabes de l'Université de Strasbourg
- Laboratoire de robotique pédagogique de l'Université de Montréal
- AgroParisTech
- École des mines
- École polytechnique de Montréal
- Laboratoire Gipsa-lab, INPG
- ICMCB, Université de Bordeaux
- INSA de Rennes
- INSERM, Tours
- Institut Saint-Antoine, Paris
- Saint-Gobain Isover
- Université Claude Bernard, Lyon 1
- Université de Bordeaux IV
- Université de Caen
- Université Nancy 2
- Université de Poitiers

Library

Numbers highlights for the academic year 2015-2016:

- Number of print volumes: 220,000
- Number of electronic resources: 140
- Number of electronic books: 200,000
- Number of periodicals (print): 1,650
- Number of periodicals (electronic): 70,000
- Number of Microfilms/Microfiche: 2,874 / 205
- Number of Rare Books: 6,000
- Number of Special Collection Titles: 20,000
- Number of Interlibrary Loan and Document Delivery Service (ILL-DDS) transactions: 420
- Number of purchased items: 4,000
- Number of Borrowing transactions: 12,000
- Number of digitized images/PDF: 82,513 / 70,339
- Number of items preserved/restored: 1,100 / 40
- Number of external preservation and digitization projects: 17
- Number of manuscripts: 1,925

National and international authorities:

On the national level, the library is a member of the LLA (Lebanese Library Association), and two national consortia: Lebanese Academic Library Consortium (LALC) and Lebanese ILL/DD Services (LIDS).

On the international level, the library is a member of several world organizations pertaining to library science and paleography:

1. e-corpus
2. The World Digital Library
3. Hill Museum & Manuscript Library
4. I-Revues
5. e-ktobe
6. The International Federation of Library Associations and Institutions (IFLA)
7. MELCom International, the European Association of Middle East Librarians
8. Medical Library Association (MLA)
9. North American Serials Interest Group (NASIG)

Premises and Map of the Library:

Located in the main pavilion, south of the campus, the Library occupies a surface area of 3230 m² divided into two basement levels, a ground floor, and one storey.

- a. Ground Floor (Surface area 500 m²)
- b. Basement Level 1 (N-1) (Surface area 1100 m²)
- c. Basement Level 2 (N-2) (Surface area 1170 m²)

Services

Services	Objective
Borrowing	To be able to borrow materials from the Library
Course materials	To reserve books and other print and non-print items which are required material for coursework. These items are placed behind the Circulation Desk within the Library and are issued for shorten loan periods.
Intercampus Loan	To allow USEK students, faculty and staff to request materials to be transferred between campus libraries (Kaslik Main Campus Library, Chekka Campus Library and Zahle Campus Library).
InterLibrary Loan & Document Delivery Services (ILL-DDS)	To allow USEK users to obtain books, e-book chapters, journal articles, theses and dissertations, conference papers not available at USEK Library.
Reference	To meet library users' information needs by assisting in finding out what information people need and using library resources to provide that information
Acquisitions	To allow faculty members to assist in extending and developing the Library collection in their field
Off-Campus Access	To be able to access the Library electronic databases from anywhere in the world.
Reprographic services	To provide copies of rare and special material and collections to prevent from being stolen or mishandled and, therefore, maintain availability of the resources.
Visitor services	To provide comprehensive resources and services in support of the research, teaching, and learning needs of the University and its surrounding community: visitors, alumni and OLM monks.
Search	Objective
OPAC Catalog	To search for material available in the library
Find a title	To be able to locate electronic journals found in the Library electronic resources
Summons	To be able to search the electronic resources provided by the library, as well as open access resources form one search box as a discovery tool.
Research Tools	Objective
Endnote & Refworks	To allow users to manage and organize the bibliographic references found in the Library catalog and databases; and to prepare a bibliography or reference list automatically
TurnItIn	To assist faculty members to detect plagiarism through an electronic software tool
Help Tools	Objective
Research guides	To provide the required manuals and guidance that students need to complete their projects and theses
Training and Orientation	To keep students and faculty members up-to-date on the new materials and software attained and aid in developing the students' skills
LibGuides	To provide listings of recommended resources for finding information, such as databases, journals, books, web pages and other useful resources most relevant to your area of study

Quality Assurance and Institutional Effectiveness Office

Mission

The Quality Assurance and Institutional Effectiveness Office (QAIE) supports the University to achieve its mission by assessing and continuously improving administrative and academic performance, and supporting the various units of the University to provide excellent educational experience for the students.

Vision

Our vision is to become a national and regional model in Quality Assurance and Institutional Effectiveness through assessment, accreditation and excellence in teaching and learning and student support.

Adherence to Quality Networks



European University Association ([EUA](#))

Affiliate Member *since April 2011*



International Network for Quality Assurance Agencies in Higher Education ([INQAAHE](#))

Associate Member *since 2011*



CHEA International Quality Group ([CIQG](#))

Member *since December 2012*



Association of Governing Boards ([AGB](#))

Member *since April 2013*



Middle East and North Africa Association for Institutional Research ([MENA-AIR](#))

Member *since February 2015*

USEK Cares

Social Service

Numbers highlights for the academic year 2015-2016:

- Around 2300 students benefitting from Financial Aid by semester (30% of total number of students)
- 150 students benefitting from sponsors' support for tuition fees
- Around 5000 students spreading their tuition fees by semester (65% of total number of students)
- Number of students benefitting from student jobs: 201610: 245 / 201620: 273 / 201630: 109
- Around 430 counseling interventions for students undergoing personal or family issues

Various categories of students who can benefit from a reduction:

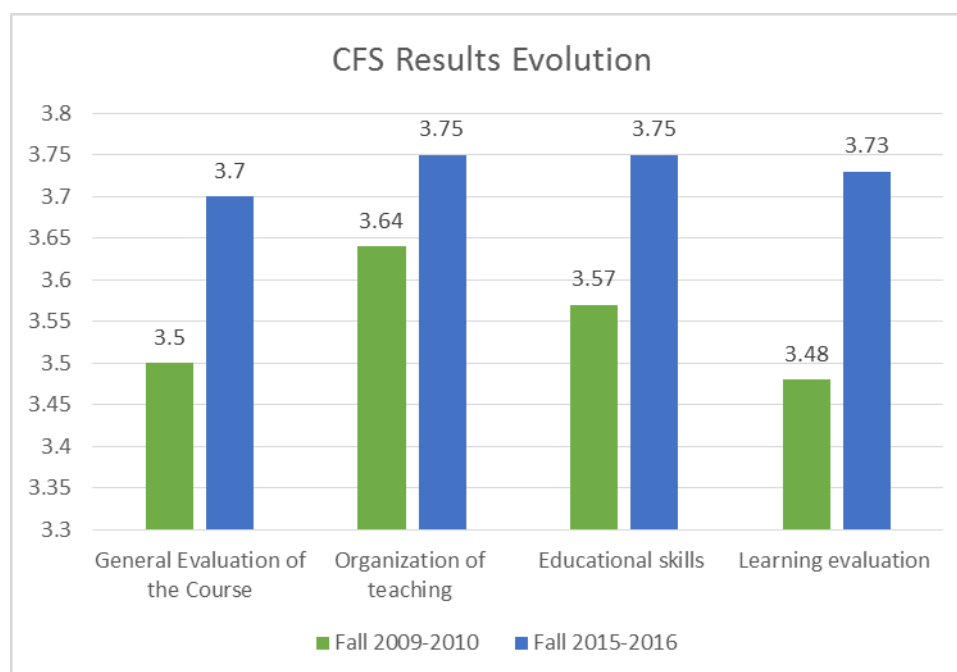
Category	Reduction %
Students who are members of the same family, simultaneously registered at the University	2 brothers/ sisters: 10% 3 brothers/ sisters: 20% 4 or more: 30%
Brother, sister, nephew or niece of a member of the Lebanese Maronite Order	50%
Employee at USEK / Son or daughter of employee	75%
Teacher at USEK / Son or daughter of teacher	Full-time: 75% Part-time: 40%
Son or daughter of an employee or full-time teacher registered in the School of Music	15%
Student Jobs	5h: 300\$ 10h: 600\$ 15h: 900\$
Students who are members of a sports team at USEK	15%
Students who present a social aid request	Calculated according to the family situation

Continuous Teaching & Learning Improvement

Course Feedback Survey Results

Semester	General Evaluation of the Course	Organization of teaching	Educational skills	Learning evaluation
Spring 2008-2009	3.53	3.68	3.61	3.51
Fall 2009-2010	3.5	3.64	3.57	3.48
Spring 2009-2010	3.49	3.63	3.55	3.46
Fall 2010-2011	3.46	3.61	3.52	3.44
Spring 2010-2011	3.52	3.64	3.57	3.49
Fall 2011-2012	3.48	3.64	3.56	3.49
Spring 2011-2012	3.58	3.65	3.66	3.59
Fall 2012-2013	3.65	3.69	3.71	3.68
Spring 2012-2013	3.67	3.71	3.72	3.70
Fall 2013-2014	3.57	3.64	3.64	3.59
Spring 2013-2014	3.68	3.73	3.73	3.69
Fall 2014-2015	3.68	3.73	3.73	3.7
Spring 2014-2015	3.67	3.72	3.73	3.7
Fall 2015-2016	3.70	3.75	3.75	3.73
Spring 2015-2016	3.71	3.75	3.75	3.74
Average	3.59	3.68	3.65	3.60

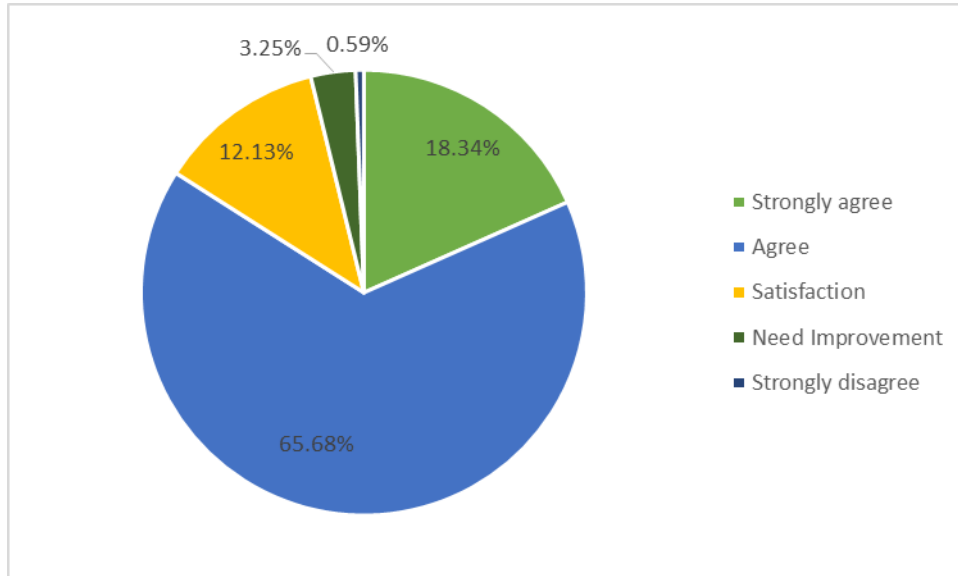
**The participation in the Course Feedback Survey was 25% in Fall 2011-2012 and it reached 90% after using Blue



Course Self-Assessment by Faculty

Fall 2015-2016

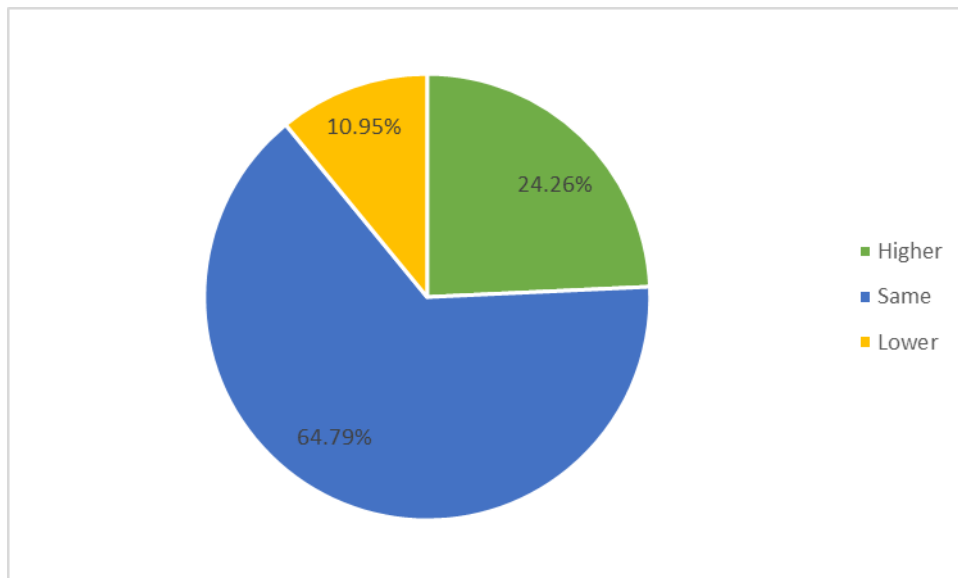
- Did the students demonstrate achievement of the desired educational outcomes that you, as instructor, hoped to cover?



- Students have fully acquired the learning outcomes as reflected in the assessment

Average of answers 3.4/4

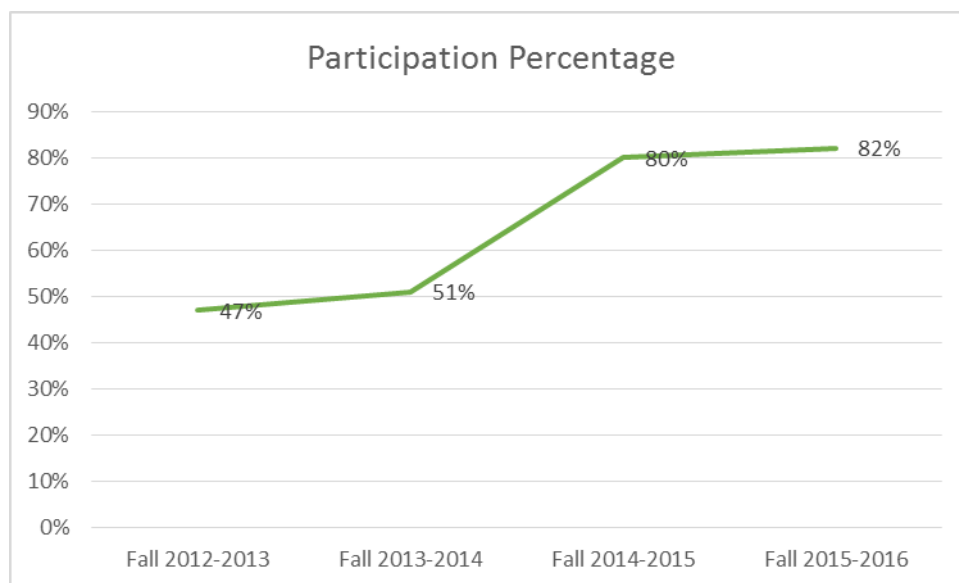
- How do you compare the overall students' performance relatively with previous terms?



Welfare of people on campus

Students Participation

Campus	Fall 2012-2013	Fall 2013-2014	Fall 2014-2015	Fall 2015-2016
Kaslik	3125	3577	5957	5694
Chekka	243	203	199	160
Rmeich	112	97	62	87
Zahleh	243	306	401	393
Total	3723	4183	6620	6334



Main factors for choosing USEK

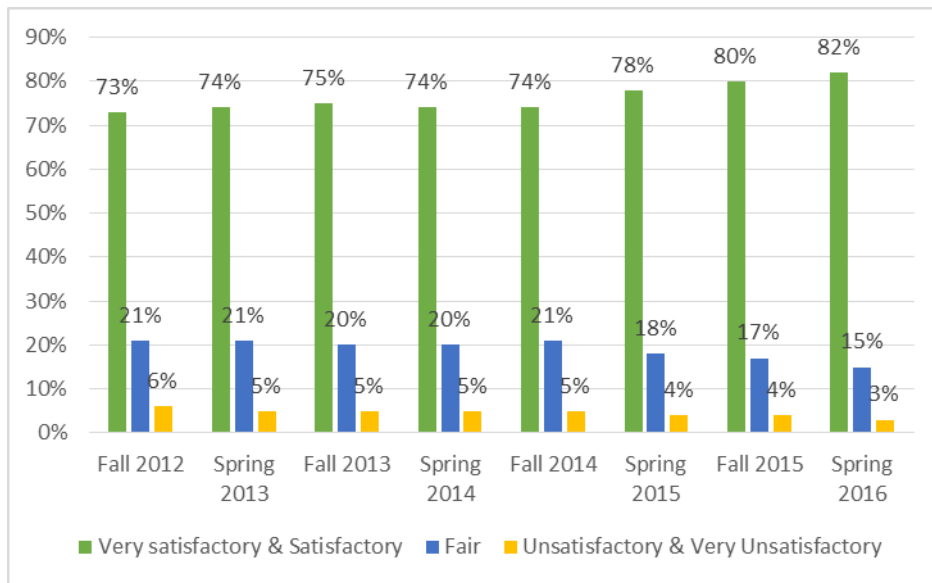
10 Most important factors by importance degree - Fall 2015-2016

1. Diplomas recognized by the State
2. Wide choice of educational systems & specialization
3. Good reputation in the quality of education
4. Trilingual university
5. Programs adapted to the needs of employment market
6. Respect of diversity
7. Modern & contemporary university
8. International dimension
9. Easy access (Location of the campus)
10. Freedom of opinion and expression

*“Good reputation in the quality of education” passed from rank 7 in 2008 to rank 3 in 2015!
 “Diplomas recognized by the state” number one factor for choosing USEK since 2008!*

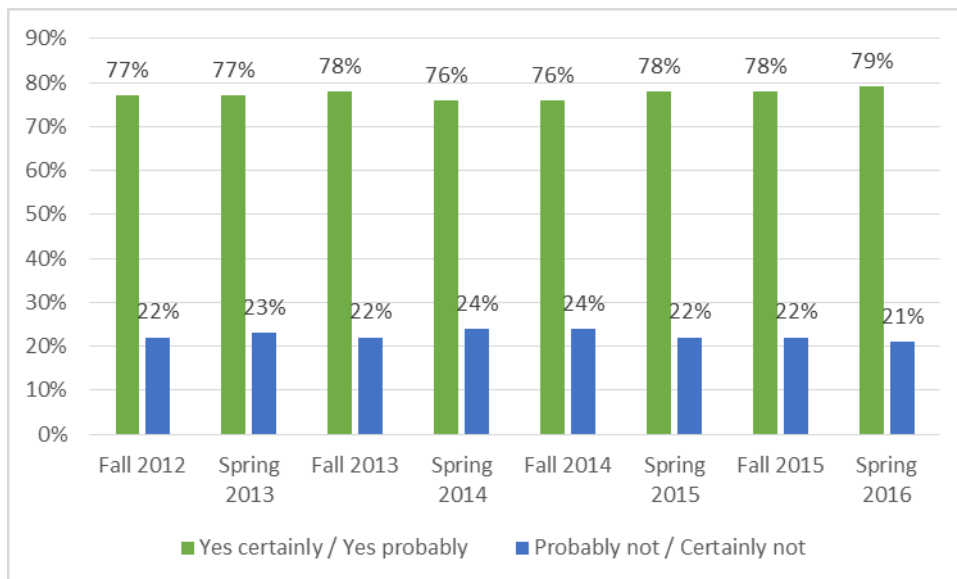
General Impression on the services at USEK

All students	Fall 2012	Spring 2013	Fall 2013	Spring 2014	Fall 2014	Spring 2015	Fall 2015	Spring 2016
Very satisfactory	27%	29%	28%	29%	27%	33%	35%	36%
Satisfactory	46%	45%	47%	45%	47%	45%	45%	46%
Fair	21%	21%	20%	20%	21%	18%	17%	15%
Unsatisfactory	4%	4%	4%	4%	4%	3%	3%	2%
Very Unsatisfactory	2%	1%	1%	1%	1%	1%	1%	1%



Opinion concerning taking into consideration of the answers

All students	Fall 2012	Spring 2013	Fall 2013	Spring 2014	Fall 2014	Spring 2015	Fall 2015	Spring 2016
Yes certainly	34%	37%	35%	36%	34%	38%	38%	39%
Yes probably	43%	40%	43%	40%	42%	40%	40%	40%
Probably not	17%	17%	17%	17%	18%	16%	16%	15%
Certainly not	5%	6%	5%	7%	6%	6%	6%	6%



Corporate Image

Website

Users: 233,460 in 2015-2016

Page Views: 1,718,150

Geo:

- Lebanon 89.31%
- International Countries 10.69% (Top 3: USA, France, Germany)

Website Mobile version visitors: 52.28%

Desktop visitors: 43.43%

Tablet visitors: 4.29%

Website Traffic Source:

- Direct 54.6%
- Organic Search 35.6%
- Paid Search: 2.3%
- Referral: 6.3%
- Social: 1.2%

Most Visited Pages:

1. Homepage
2. Search results
3. Registration Fall Semester 2016
4. Banner self-service use
5. Calendar
6. Academics
7. Results of Admission Tests
8. Admission Requirements
9. Registration – Summer Session 2015-2016
10. Undergraduate Studies

Mobile App

Total of devices using the app: 8,711

Geo:

- Lebanon 89.78%
- International Countries 10.22% (Top 3 EU, UK, USA)

Most Visited Sections:

- Students Screen
- Inbox Screen
- Notification Screen
- My Courses

Social Media

Facebook

Pages Likes: 85,703

Average Engagement per week: 7,210 (Comments, Shares and Likes)

Fans Demographics:

- Lebanon 52.07%
- International Countries 47,93% (Tops 3 : Iraq, Algeria, Egypt)
- 57% Men, 42% Women. Ages between 18 – 34

Twitter

Number of Followers: 6,916

Average Engagement per month: 135 (Retweet, Mentions and Favorites)

Followers Demographics:

- Lebanon 76%
- International Countries 24% (Top 3 USA, Saudi Arabia, UAE)
- 53% Men, 47% Women

YouTube

Number of views: 62,5491

Number of Subscribers: 319

Number of Videos: 158

Viewers Demographics:

- Lebanon 44%
- International Countries 56% (Top 3 USA, France, Canada)
- 65% men, 35% Women

LinkedIn University Page

Followers: 6,315

Geo:

- Lebanon 79%
- International Countries 21% (Top 3 UAE, France, USA)

Other Platforms

Google Plus Followers: 454

Instagram Followers: 4,869

LinkedIn Company Page Followers: 4,301

Pinterest Followers: 393

E-learning

In September 2016:

- Average of 1510 users logging in to Moodle daily
- Average of 680 instructors posts on Moodle daily
- Average of 825 students posts on Moodle daily
- Average of 13943 student activities daily compared to 12005 in September 2015
- Average of 1941 instructors activities daily compared to 2153 in September 2015

E-portfolio

In September 2016:

- 3125 users compared to 2021 users in September 2015

- 6415 pages compared to 4144 pages in September 2015
- Average of 79 logins weekly in September 2016