



HOLY SPIRIT
UNIVERSITY
OF KASLIK

FACT
BOOK

2018
2019

SIXTH EDITION

FACT BOOK 2018-2019

Contents

Introduction.....	5
General Information	6
USEK Background and Mission	7
Faculties/Institutes	7
Administrative Units	8
Regional University Centers (RUC)	8
Accreditations, Evaluations and Ranking	9
Fundamental Texts	11
Leadership	12
Board of Trustees	13
President	14
Former Presidents	15
Academic and Research Council	16
Students.....	17
Applications and Admissions	18
Applications by Academic Unit.....	18
Applications by Level	18
Applications by Program.....	19
Registered Students	23
Registration by Academic Unit	23
Enrollment Trend.....	24
Registration by Level	24
Registration by Campus / RUC.....	24
Registration by Program Language	25
Registration by Academic Unit and Level	26
Registration by Academic Unit and Gender.....	27
Registration according to the New Structure	28
Registration by Nationality	28
Registration by Program	28
Online Registration.....	33
Online Registration by Academic Unit	33
Online Registration by Level.....	33
Online Registration by Campus	34
Online Registration by Seniority.....	34

Retention and Graduation	35
First Year Retention by Unit	35
First Year Retention by Program.....	36
Graduates by Academic Unit	38
Honors List by Academic Unit.....	38
Graduates by Program	39
150% Graduation Rate	42
Drop-out Ratio by Academic Unit	42
Probation Rates by Level.....	43
Probation Rates by Academic Unit	43
Undergraduate Program Change Requests	44
Course Management	46
Variation of number of sections and average of Registered Students.....	47
Grades Distribution	48
Changed Grades by Faculty/Institute.....	49
Faculty and Staff	50
Faculty Members by Type.....	51
Distribution of Full-time Faculty Members by Degree	51
Distribution of Full-time Faculty Members by Rank	51
Full-time Faculty Members Age Distribution.....	51
Full-time Faculty Members Age Distribution by Rank	52
Faculty Applications and Recruitment	52
International Relations.....	53
List of Memberships	54
List of Agreements.....	56
Agreements by Country	59
Staff Mobility	60
International Grants	60
Higher Center for Research.....	62
Researchers.....	63
HCR Partners	63
Current Projects	64
Fields of Research.....	64
Library.....	65
Resources	66

Print Books by Unit	66
Print Periodicals by Unit.....	66
Collections.....	66
Special collections	67
Electronic Resources.....	67
Facilities	68
Staff	68
Circulation	68
Checkout transactions	68
Inter-Library Loans (ILL)	69
Tours, Training and Research & Academic Support	69
Services	69
Quality Assurance and Institutional Effectiveness Office.....	71
Mission.....	72
Vision	72
Adherence to Quality Networks.....	72
USEK Cares.....	73
Financial Aid	74
Continuous Teaching and Learning Improvement	74
Course Feedback Survey Results	74
Welfare of people on campus.....	75
Students Participation	75
Main factors for choosing USEK.....	75
General Impression on the services at USEK	76
Opinion concerning taking into consideration of the answers	76
Corporate Image.....	77
Website.....	78
Mobile App.....	78
Social Media	78
E-learning	78
E-portfolio	79

Introduction

The USEK Fact Book is a yearly publication that consists of facts and figures on the different aspects of the University. It is a compilation of basic information about the University and its administration, statistics on students' admission, enrollment, retention and graduation, indicators on course management, human resources, students' satisfaction, international relations and other information about USEK.

The Fact Book serves multiple purposes: it provides support for decision making, it takes a part in the strategic planning since it reflects the current status of the University and serves as a self-assessment tool and it's a proof on the proficiency of the academic programs offered in USEK. In addition, the USEK Fact Book provides a snapshot on the different aspects and characteristics of USEK to both internal and external constituents.

Various University departments collect many of the facts presented here. We wish to thank everyone who assisted in this production for his or her cooperation.

As always, we encourage your comments and suggestions to improve the quality of this publication in its future releases, and to have insights on additional information you would like to see included.

Please do not hesitate to contact us at quality@usek.edu.lb and let us know how we can serve you better.

General Information

USEK Background and Mission

Background

USEK was founded in 1938 as an independent private Catholic institution, by the Lebanese Maronite Order (hereafter referred to as the “OLM”) who serves Higher education in monasteries since the 18th century. The University was founded before the first Lebanese Law of Higher Education promulgated in 1961, and by that date, the Lebanese State recognized USEK as a private Higher Education Institution in Lebanon, according to the Law of Higher Education in Lebanon. Since 1997, the university has adopted the North American credit system, in order to facilitate students’ credit transfer and recognition and to move toward an American Style institution.

Mission

Since its founding, USEK seeks, and in accordance with the Article 92 of the Constitutions of the OLM (ed. 2012) and the social teaching of the Catholic Church on universities, to contribute to the development of all its students through quality educational programs and research in various fields of study. By providing a high quality American-style education to its students, USEK intends to prepare future leaders for innovation, professional growth and life-long learning, in Lebanon, within the Middle East and throughout the world. USEK is committed to a faith-based educational development of its students rooted in the Catholic tradition whereby spiritual values and ethics as well as respect for cultural and religious pluralism are promoted.

Faculties/Institutes

Starting Fall 2019, a new academic structure was implemented. This structure is based on one Faculty of Arts and Sciences and six professional schools, instead of twelve Faculties and three Institutes.

The below table summarizes the university academic units and their evolution over the years:

Academic Units	Founding dates
Pontifical School of Theology	1950 Pontifical Faculty of Theology 2019 Pontifical School of Theology
School of Law and Political Sciences	1950 for the Canon Law 1988 Faculty of Law 2019 School of Law and Political Sciences
<i>Higher Institute of Political and Administrative Sciences</i>	2006 Affiliated to the School of Law and Political Sciences
Business School	1966 Faculty of Business and Commercial Sciences 2018 Business School
School of Architecture and Design	1974 Faculty of Fine and Applied Arts 2019 School of Architecture and Design
School of Engineering	2000 Faculty of Sciences and Computer Engineering 2010 Faculty of Engineering 2019 School of Engineering
School of Medicine and Medical Sciences	2001
<i>Higher Institute of Nursing Sciences</i>	1999 Affiliated to the School of Medicine and Medical Sciences
Faculty of Arts and Sciences	2019
<i>Faculty of Philosophy and Humanities</i>	1950 2019 merged within the Faculty of Arts and Sciences

Academic Units	Founding dates
<i>Faculty of Letters</i>	1950 2019 merged within the Faculty of Arts and Sciences
<i>School of Music and Performing Arts</i>	1970 Institute of Musicology 1993 Faculty of Music 2019 merged within the Faculty of Arts and Sciences
<i>Faculty of Agricultural and Food Sciences</i>	1988 2019 merged within the School of Engineering and the Faculty of Arts & Sciences
<i>Faculty of Sciences</i>	2000 Faculty of Sciences and Computer Engineering 2010 Faculty of Sciences 2019 merged within the Faculty of Arts and Sciences
<i>Faculty of Religious and Oriental Sciences</i>	1969 Institute of Liturgy 2011 Faculty of Religious and Oriental Studies 2019 merged within the Faculty of Arts and Sciences
<i>Institute of History & Archeology</i>	1972 Institute of History (affiliated to the Faculty of Letters) 2019 merged within the Faculty of Arts and Sciences

Administrative Units

Admissions Office	Legal Affairs Office
Advancement Office	Library
Alumni Office	Marketing Office
Architecture and Maintenance Office	Organizational Development
Asher Center for Innovation and Entrepreneurship	Press Office
Career Services Office	Proctoring Office
Campus Safety and Security Office	Public Relations Office
Communications and Events Office	Quality Assurance and Institutional Effectiveness Office
Courier Service	Registrar Office
Editing Office	Relations with Public Administration Office
Green Committee	Social Services Office
Human Resources - Administrative and Technical Personnel Office	Sports Service
Human Resources - Teaching Personnel Office	Student Affairs Office
International Affairs Office	University Chaplain Office
IT Office	USEK Counseling Center
Laboratories Service	USEK Publications Office (PUSEK)

Regional University Centers (RUC)

3 Regional University Centers	Founding dates
RUC Zahle located in the Bekaa Valley	2000
RUC Chekka located in the North	2000
RUC Rmeich located in the South	2000



Accreditations, Evaluations and Ranking

Institutional Evaluation Program

In September 2009, USEK has completed an Institutional Evaluation Program conducted by the European Association of Universities (EUA) and became the first university in the Middle East that conducts such an evaluation program.



Evalag European Institutional Reaccreditation

The European Institutional Accreditation was initially granted to USEK in December 2012 for a five-year period and in June 2017, the Accreditation Commission of evalag officially reaccredited USEK, thus re-awarding the evalag international label for Institutional Accreditation for another five years until 2022.



MATRIX Accreditation for Student Support Services

USEK became the first university in Lebanon and the region to gain accreditation for its student support services, which aims to ensure its commitment to offer high quality services to its students for their welfare on campus, and ultimately for supporting them in their learning, career and life goals.



Accredited Programs

Applied and Natural Sciences

Two Science Programs are accredited by the Applied and Natural Science Accreditation Commission of ABET, <http://www.abet.org>, the global accreditor of college and university programs in applied science, computing, engineering, and engineering technology. These programs are listed as follows:

Faculty of Arts and Sciences:

- Actuarial and Financial Mathematics (BS)

School of Medicine and Medical Sciences

- Nursing Sciences (BS)



Applied and
Natural Science
Accreditation
Commission

Computing Programs

Two Computing Programs are accredited by the Computing Accreditation Commission of ABET, <http://www.abet.org>, the global accreditor of college and university programs in applied science, computing, engineering, and engineering technology. These programs are listed as follows:

Faculty of Arts and Sciences:

- Computer Science (BS)
- Information Technology (BS)



Computing
Accreditation
Commission

Engineering Programs

Seven Engineering Programs are accredited by the Engineering Accreditation Commission of ABET, <http://www.abet.org>, the global accreditor of college and university programs in applied science, computing, engineering, and engineering technology. These programs are listed as follows:

School of Engineering:

- Agricultural Engineering (Engineering Diploma)
- Biomedical Engineering (BE)
- Chemical Engineering (BE)
- Civil Engineering (BE)
- Computer Engineering (BE)
- Electrical and Electronics Engineering (BE)
- Mechanical Engineering (BE)
- Telecommunications Engineering (BE)



Engineering
Accreditation
Commission

To know more about ABET Accreditation, please click on the following link [Why Accreditation Matters](#)

Architecture Program

The Holy Spirit University of Kaslik, School of Architecture and Design, Department of Architecture has successfully received the Substantial Equivalency from the National Architectural Accreditation Board (NAAB) for the following professional degree program: **Master in Architecture.**



The term “substantial equivalency” identifies a program as comparable in educational outcomes in all significant aspects, and indicates that it provides an educational experience meeting acceptable standards, even though such program may differ in format or method of delivery. The designation is valid for six years beginning 1 January of the year in which the final visit (2019) took place. In order to maintain the designation, the program must be visited again in the sixth year of the designation.

Social Sciences and Humanities

In June 2017, eight Social Sciences and Humanities programs received the International Accreditation by the Accreditation Commission of evalag, EVALUATIONSAGENTUR BADEN-WÜRTTEMBERG <http://www.evalag.de>, known as a center of competence for quality assurance and enhancement and a source of support for higher education institutions and other scientific institutions, with commitment for good quality in teaching and learning, research and other services.

School of Arts and Sciences:

- Education - Basic Education (BA)
- History (BA)
- Journalism and Communication (BA)
- Language and Literature (BA)
- Modern Languages and Translation (BA)
- Philosophy (BA)
- Psychology (BA)
- Social Sciences (BA)



Ongoing Accreditations

Business Programs

USEK is pursuing excellence and continuous improvement throughout all its programs. With regard to the business programs, the USEK Business School is currently a candidate for AACSB Accreditation.



AACSB stands for the Association to Advance Collegiate Schools of Business - the global association of leaders in education and business, dedicated to supporting and advancing quality business education worldwide.

Ranking

- ✓ Ranked **number 1** University in Lebanon, **number 3** University in the Arab World and **number 116** Worldwide according to UI GreenMetric World University Ranking.
- ✓ Ranked **number 30** in the Arab Region according to QS Arab University Rankings 2020.
- ✓ Ranked **among the top 650** universities in the world according to QS World University Rankings 2020.

Fundamental Texts

USEK Bylaws

Faculty Bylaws and Faculty Guide

Academic Rules and Student Life

Doctoral College Regulations

Information Technology User Policy

Corporate Identity Guidelines

Social Media Policy and Guidelines

Faculty Remuneration Policy

Research Funding Policy

Disciplinary Statute at USEK

In addition to around 150 procedures.

Leadership

Board of Trustees



Mr. Elias Nassif Abou-Fadel
Managing Partner, BD
Consult



Dr. George Altirs
Chair of USEK BOT
President and CEO of
Capelli NY



Sister Therese Antone, RSM
Chancellor of Salve Regina
University



Dr. Anthony Asher
Chairman of Weston Inc.



Elias Ayoub, M.D.
Otolaryngology, U.S.A.



Mr. Fady Chamoun
Vice-Chair of USEK BOT
President and CEO of
Seasoned Brand LLC,
U.S.A.



**William "Bill" Clements,
Ph.D.**
Vice-President and Dean of
Norwich University



Bassam M. Deeb, Ph.D.
Secretary of USEK BOT
President of Trocaire
College



Dr. Claudia Fritsche
Former Ambassador



Father Dr. Talal Hachem
President of The Holy
Spirit University of Kaslik



Mr. Ziad Hayek
Secretary General of the
Leb. Higher Council for
Privatization



Mr. Shadi Antoine Karam
Senior Advisor to the
Prime Minister of
Lebanon



Mrs. Diane Elizabeth Kelly
Former U.S. Consul
General



Mr. Marwan Kheireddine
Chairman and General
Manager, Al Mawarid Bank



George E. Kikano, MD
Dean of the College of
Medicine, CMU



Fr. Professor Hady Mahfouz
OLM Second Assistant
General



Thomas Sabbagh, Ph.D.
Prof. of Management &
Leadership and Academic
Assessment Expert



Joseph Saliba, Ph.D.
Prof. of Engineering and
Former Provost, University
of Dayton



Ms. Moni Sfeir
Consultant and Legal Advisor



Dr. Salim Sfeir
Chairman and CEO Bank of
Beirut

This list is sorted in alphabetical order

President



Reverend Father Talal Hachem, born in Hasbaya in 1970, graduated with a Bachelor degree in Theology from the Holy Spirit University of Kaslik in 1998. In 2002 he obtained a Bachelor degree in Law followed by a Masters' degree in Canon Law in 2004 both from the University of Strasbourg in France. He completed his PhD in Canon Law in Ottawa, Canada in 2009 with a thesis in Oriental Law entitled "The juridical situation of the Maronite community in Montreal." In 2012, he decided to top his education with an MBA degree from HEC Montreal.

Father Hachem has held numerous positions on both the national and international levels. In Dakar, Senegal, he served as Director of School Notre Dame de Liban from 1998 till 1999. In Suresnes, France, he served as Director of «Arabic School» and «Spiritual Center for Lebanese Community» from 1999 till 2000. Then, between 2004 and 2010, he was the Superior of the Monastery of Saint Anthony the Great in Montreal, Canada. In 2010, he came back to Lebanon and served as Superior of

the Monastery and Saint Antoine Hospital in Beit Chabab, Lebanon until 2013. Father Hachem has also held several key academic positions at USEK where in 2013, he was appointed Dean of the School of Law, then Vice President for Community Life in 2016. In 2019 he was named President of the University.

Former Presidents



Father Georges Hobeika
2016-2019



Father Hady Mahfouz
2007-2016



Father Antoine Al Ahmar
2004-2007



Father Karam Rizk
2001-2004



Father Joseph Mouannes
1998-2001



Father Antoine Khalife
1995-1998



Father Elias Khalife
1992-1995



Father Louis Hage
1986-1992



Father Jean Tabet
1980-1986



Father Pierre Azzi
1974-1980



Father Etienne Sacre
1968-1974



Father Pierre Azzi
1964-1968



Father Geroges Abou Saber
1961-1964

Academic and Research Council



Father Doctor Talal Hachem,
President of the Holy Spirit
University of Kaslik (USEK)



Father Doctor Elias Hanna,
Senior Vice-President



Father Doctor Georges Azzi,
Vice President for Finance



Father Doctor Toni Eid,
Vice President for Community
Life



Doctor Barbar Zeghondy,
Provost



Professor Nehme Azoury,
Deputy President for Corporate
and Employment Affairs



Doctor Rima Mattar,
Deputy President for
International Affairs & Global
Initiatives



Doctor Céline Baaklini,
Deputy President for Students



Mr. Khalil Abboud,
Deputy President for
Organizational Development



Father Doctor Elias Jamhoury,
Dean of the Pontifical Faculty of
Theology



Doctor Paul Zgheib,
Dean of the School of
Architecture and Design



Doctor Danielle Khalifé
Dean of the USEK Business
School



Doctor Joseph Al Assad,
Dean of the School of
Engineering



Doctor Hanna Mattar,
Dean of the School of Medicine
and Medical Sciences



Mr. Pascal Damien
Associate Dean of the Faculty of
Arts and Sciences



Professor Joesph Saab,
Dean of the Doctoral College



**Father Doctor Joseph
Moukarzel,**
Main Librarian



Doctor Ghada Karam,
Faculty Member



Doctor Samar Azzi,
Faculty Member

Students

Applications and Admissions

In Fall 2018-2019, USEK received **2394** individual applicants, out of which **2128** were accepted and **1545** were enrolled.

According to USEK Rules and Regulations, an applicant can select up to three majors. Thus, each choice is considered as an application.

Applications by Academic Unit

Fall 2018-2019

Unit	Received Applications	Accepted Applications	Acceptance Rate*	Enrolled Applicants	Yield Rate**
Freshman	12	11	92%	10	91%
Agricultural and Food Sciences	180	152	84%	70	46%
Business	754	660	88%	281	43%
Engineering	523	359	69%	134	37%
Fine and Applied Arts	740	626	85%	402	64%
Law	238	216	91%	125	58%
Political and Administrative Sciences	68	65	96%	33	51%
Letters	128	111	87%	69	62%
History	11	6	55%	4	67%
Medicine and Medical Sciences	356	110	31%	99	90%
Nursing Sciences	29	25	86%	13	52%
Music	53	41	77%	26	63%
Philosophy and Humanities	147	133	90%	94	71%
Religious and Oriental Sciences	3	3	100%	3	100%
Sciences	317	284	90%	108	38%
Theology	51	51	100%	47	92%
Learning and Teaching Excellence	10	8	80%	8	100%
Doctoral College	33	21	64%	19	90%
Total	3653	2882	79%	1545	54%

* The acceptance rate is the percentage of accepted applications compared to the number of received applications

** The yield rate is the percentage of applicants who enrolled compared to the number of accepted applications

Applications by Level

Level	Received Applications	Accepted Applications	Acceptance Rate*	Enrolled Applicants	Yield Rate**
Undergraduate	2850	2292	80%	1039	45%
Graduate	599	534	89%	453	85%
Doctoral	204	56	27%	53	90%
Total	3653	2882	79%	1545	54%

* The acceptance rate is the percentage of accepted applications compared to the number of received applications

** The yield rate is the percentage of applicants who enrolled compared to the number of accepted applications

Applications by Program

Program	Received Applications	Accepted Applications	Enrolled Applicants
Freshman			
Freshman program	12	11	10
Faculty of Agricultural and Food Sciences			
Bachelor of Science in Human Nutrition and Dietetics	68	61	19
Bachelor in Nutrition and Dietetics - Coordinated Program	1	1	
Bachelor of Science in Engineering Sciences - Food Engineering	21	20	9
Engineering Diploma in Agricultural Engineering	61	43	24
Master of Science in Nutrition	18	16	11
Master of Science in Enology	1	1	1
Master of Science in Food Engineering	10	10	6
USEK Business School			
Bachelor of Business Administration - Audit	141	128	68
Bachelor of Business Administration - Business Computing	20	18	2
Bachelor of Business Administration - Finance	180	159	64
Bachelor of Business Administration - Hotel Management	27	25	4
Bachelor of Business Administration - Management	169	151	63
Bachelor of Business Administration - Marketing	77	68	14
Bachelor of Business Administration - Transport and Logistics	66	56	23
Executive Master of Business Administration - Digital Management	3	3	3
Master of Business Administration - Audit	17	15	11
Master of Business Administration - Banking Operations and Management	3		
Master of Business Administration - Finance	14	14	10
Master of Business Administration - Financial Engineering	9	6	5
Master of Business Administration - Human Resources	5	4	3
Master of Business Administration - Management and International Affairs	6		
Master of Business Administration - Marketing	17	13	11
Faculty of Engineering			
Bachelor of Engineering in Biomedical Engineering	57	44	13
Bachelor of Engineering in Chemical Engineering	74	57	23
Bachelor of Engineering in Civil Engineering	101	64	22
Bachelor of Engineering in Computer Engineering	66	48	18
Bachelor of Engineering in Electrical & Electronic Eng.	55	34	8
Bachelor of Engineering in Mechanical Engineering	130	86	42
Bachelor of Engineering in Telecommunications Engineering	33	22	4
Master of Science in Civil Engineering	2	1	1
Master of Science in Petroleum Engineering	5	3	3
Faculty of Fine and Applied Arts			
Bachelor in Design and Applied Arts	125	106	41

Program	Received Applications	Accepted Applications	Enrolled Applicants
Bachelor of Arts in Communication and Visual Arts	84	73	35
Bachelor of Arts in Conservation, Restoration of Cultural Properties and Sacred Art	8	8	7
Bachelor of Arts in Digital Media	23	18	10
Bachelor of Arts in Cinema and Television	39	28	10
Bachelor of Science in Architectural Studies	234	175	91
Master in Architecture	174	172	167
Master in Interior Architecture	31	27	25
Master of Arts in Cinema and Television	4	4	4
Master of Arts in Contemporary Arts	7	6	5
Master of Arts in Communication and Visual Arts	9	8	6
Master of Arts in Conservation, Restoration of Cultural Properties and Sacred Art	2	1	1
School of Law and Political Sciences			
Law Degree	182	168	101
Master in Criminology	5	3	3
Master in International Contracts	15	12	7
Master in Law - Business Law	8	8	5
Master in Public Law	2	2	
Master in Private Law	24	23	9
Master of Laws in International and comparative Law	2		
Higher Institute of Political and Administrative Sciences			
Bachelor in International Relations	24	23	10
Bachelor in Political Sciences	26	25	7
Master in Diplomacy and International Security	9	9	9
Master in Political Sciences	8	7	7
Master of Arts in Middle Eastern Studies	1	1	
Faculty of Letters			
Bachelor of Arts in Arabic Language and Literature	11	11	8
Bachelor of Arts in English Language and Literature	11	8	4
Bachelor of Arts in French Language and Literature	5	5	5
Bachelor of Arts in Journalism and Communication	23	19	4
Bachelor of Arts in Modern Languages and Translation	44	40	25
Diploma in Interpretation	10	5	5
Master of Arts in Arabic Language and Literature	1	1	1
Master of Arts in E-Journalism and E-communication	2	2	1
Master of Arts in English Language and Literature	2	2	2
Master of Arts in French Language and Literature	4	4	4
Master of Arts in Journalism and Communication	4	3	3
Master of Arts in Translation	11	11	7
Institute of History			
Bachelor of Arts in History	1	1	
Master of Arts in Information Studies	5	3	2
Master of Arts in History	5	2	2

Program	Received Applications	Accepted Applications	Enrolled Applicants
School of Medicine and Medical Sciences			
Bachelor of Science in Health Fundamental Sciences	142	32	22
Doctorate of Medicine	43	43	43
Diploma of Specialized Studies	171	35	34
Higher Institute of Nursing Sciences			
Bachelor of Science in Nursing Sciences	29	25	13
Faculty of Music			
Bachelor of Arts in Higher and Specialized Music Education	1	1	1
Bachelor of Arts in Music	34	24	16
Bachelor of Arts in Performing Arts	8	7	2
Master of Arts in Performing Arts	1		
Master of Arts in Music	9	9	7
Faculty of Philosophy and Humanities			
Bachelor of Arts in Education	33	30	25
Bachelor of Arts in Philosophy	4	4	2
Bachelor of Arts in Psychology	55	53	31
Bachelor of Arts in Social Sciences	10	9	5
Teaching Diploma in Education	12	11	11
Master of Arts in Education	16	14	9
Master of Arts in Intervention and Social Work	1		
Master of Arts in Philosophy	3	3	3
Master of Arts in Psychology	12	9	8
Master of Arts in Social Sciences	1		
Faculty of Religious and Oriental Sciences			
Bachelor of Arts in Liturgy	2	2	2
Master of Arts in Liturgy	1	1	1
Faculty of Sciences			
Bachelor of Science in Actuarial and Financial Mathematics	25	22	10
Bachelor of Science in Biochemistry	101	89	16
Bachelor of Science in Biology	70	65	24
Bachelor of Science in Chemistry	8	7	4
Bachelor of Science in Computer Science	63	53	19
Bachelor of Science in Information Technology	5	5	3
Master of Science in Actuarial and Financial Mathematics	6	6	5
Master of Science in Biochemistry	22	22	17
Master of Science in Biology	8	8	5
Master of Science in Chemistry	2	1	
Master of Science in Cybersecurity and Cyberdefense	4	4	3
Master of Science in Neuroscience and Biotechnology	3	2	2
Pontifical Faculty of Theology			
Bachelor of Arts in Theology	49	49	45
Master in Theology	2	2	2
Learning and Teaching Excellence Center			

Program	Received Applications	Accepted Applications	Enrolled Applicants
Master of Arts in Learning and teaching in Higher Education	10	8	8
Doctoral College			
Ph.D. in Agricultural and Food Sciences	1	1	1
Ph.D. in Arabic Language and Literature	1	1	
Ph.D. in Business	9	3	3
Ph.D. in Chemistry	2		
Ph.D. in Education	1		
Ph.D. in French Language and Literature	1	1	1
Ph.D. in Higher and Specialized Music Education	1	1	1
Ph.D. in History	2	2	1
Ph.D. in Law	2	1	1
Ph.D. in Music	2	2	2
Ph.D. in Philosophy	1	1	1
Ph.D. in Psychology	3	2	2
Ph.D. in Sciences	5	3	3
Ph.D. in Social Sciences	2	2	2

Registered Students

Registration by Academic Unit

Academic Unit	Fall 2018-2019		Spring 2018-2019	
	Nb. of Students	Ratio*	Nb. of Students	Ratio*
Freshman	12	0.2%	10	0.1%
Faculty of Agricultural and Food Sciences	475	6.6%	437	6.5%
USEK Business School	1237	17.1%	1172	17.5%
Faculty of Engineering	699	9.7%	624	9.3%
Faculty of Fine and Applied Arts	1899	26.3%	1689	25.2%
School of Law and Political Sciences	397	5.5%	377	5.6%
Higher Institute of Political and Administrative Sciences	98	1.4%	94	1.4%
Faculty of Letters	218	3.0%	210	3.1%
Institute of History	21	0.3%	17	0.3%
School of Medicine and Medical Sciences	369	5.1%	367	5.5%
Higher Institute of Nursing Sciences	40	0.6%	38	0.6%
Faculty of Music	112	1.6%	109	1.6%
Faculty of Philosophy and Humanities	325	4.5%	309	4.6%
Faculty of Religious and Oriental Sciences	5	0.1%	5	0.1%
Faculty of Sciences	355	4.9%	340	5.1%
Pontifical Faculty of Theology	220	3.0%	216	3.2%
Doctoral College	92	1.3%	79	1.2%
Learning and Teaching Excellence Center	8	0.1%		0.0%
USEK Continuing Learning Center	64	0.9%	26	0.4%
Schools of Letters, Music, Theology and other	571	7.9%	578	8.6%
Total	7217		6697	

*ratio compared to student population

Enrollment Trend

Academic Unit	Fall 2014	Fall 2015	Fall 2016	Fall 2017	Fall 2018
Freshman	-	-	-	13	12
Agricultural and Food Sciences	504	499	497	527	475
Business	1800	1515	1329	1243	1237
Engineering	790	811	784	800	699
Fine and Applied Arts	2545	2359	2276	2169	1899
Law	291	293	307	334	397
Political and Administrative Sciences	313	256	215	90	98
Letters	312	336	352	212	218
History	98	85	90	19	21
Medicine and Medical Sciences	322	295	302	377	369
Nursing Sciences	18	7	4	33	40
Music	423	368	334	113	112
Philosophy and Humanities	226	227	222	328	325
Religious and Oriental Sciences	17	12	15	4	5
Sciences	30	36	36	377	355
Theology	67	76	85	216	220
Doctoral College	12	82	83	87	92
Learning and Teaching Excellence Center					8
Schools of Letters, Music, Theology and other	494	485	415	462	635

Registration by Level

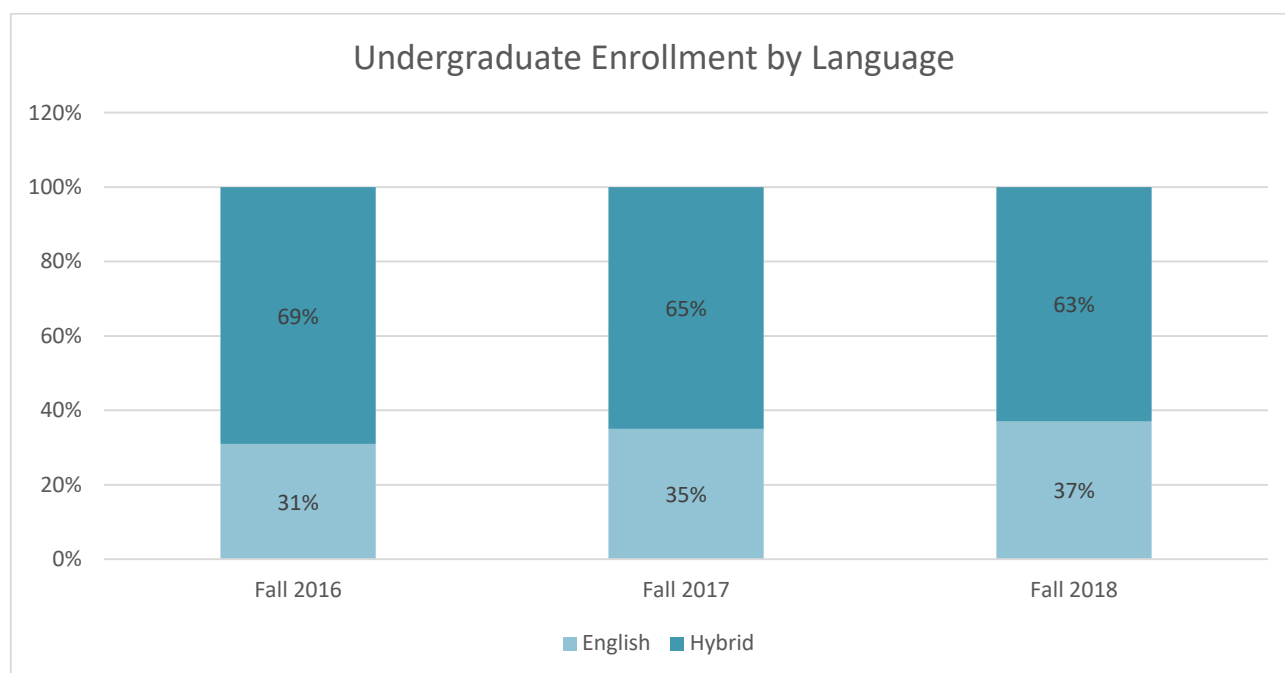
Level	Fall 2018-2019		Spring 2018-2019	
	Nb. Of Students	Ratio*	Nb. Of Students	Ratio*
Undergraduate	4800	66.5%	4427	66.1%
Graduate	1548	21.4%	1452	21.7%
Doctoral	226	3.2%	213	3.2%
Continuing Education	643	8.9%	605	9.0%
Total	7217		6697	

*ratio compared to student population

Registration by Campus / RUC

Campus / RUC	Fall 2014	Fall 2015	Fall 2016	Fall 2017	Fall 2018
Campus Kaslik	7482	7037	6718	6846	6756
RUC Zahleh	447	443	407	380	322
RUC Chekka	226	173	135	113	92
RUC Rmeich	107	89	86	65	47

Registration by Program Language



Fall 2018-2019 - Undergraduate Programs

Unit	English	Hybrid	Total Undergraduate Students
Freshman	100%	0%	12
Agricultural and Food Sciences	9%	91%	375
Business	50%	50%	982
Engineering	100%	0%	695
Fine and Applied Arts	20%	80%	1255
Law (incl. Political Sciences)	29%	71%	393
Letters (incl. History)	9%	91%	129
Medicine and Medical Sciences (incl. nursing)	0%	100%	155
Music	58%	42%	96
Philosophy & Humanities	0%	100%	213
Religious and Oriental Sciences	0%	100%	3
Sciences	46%	54%	255
Theology	0%	100%	203
Schools of Letters, Music, Theology and other	0%	100%	34
Total	37%	63%	4800

Registration by Academic Unit and Level

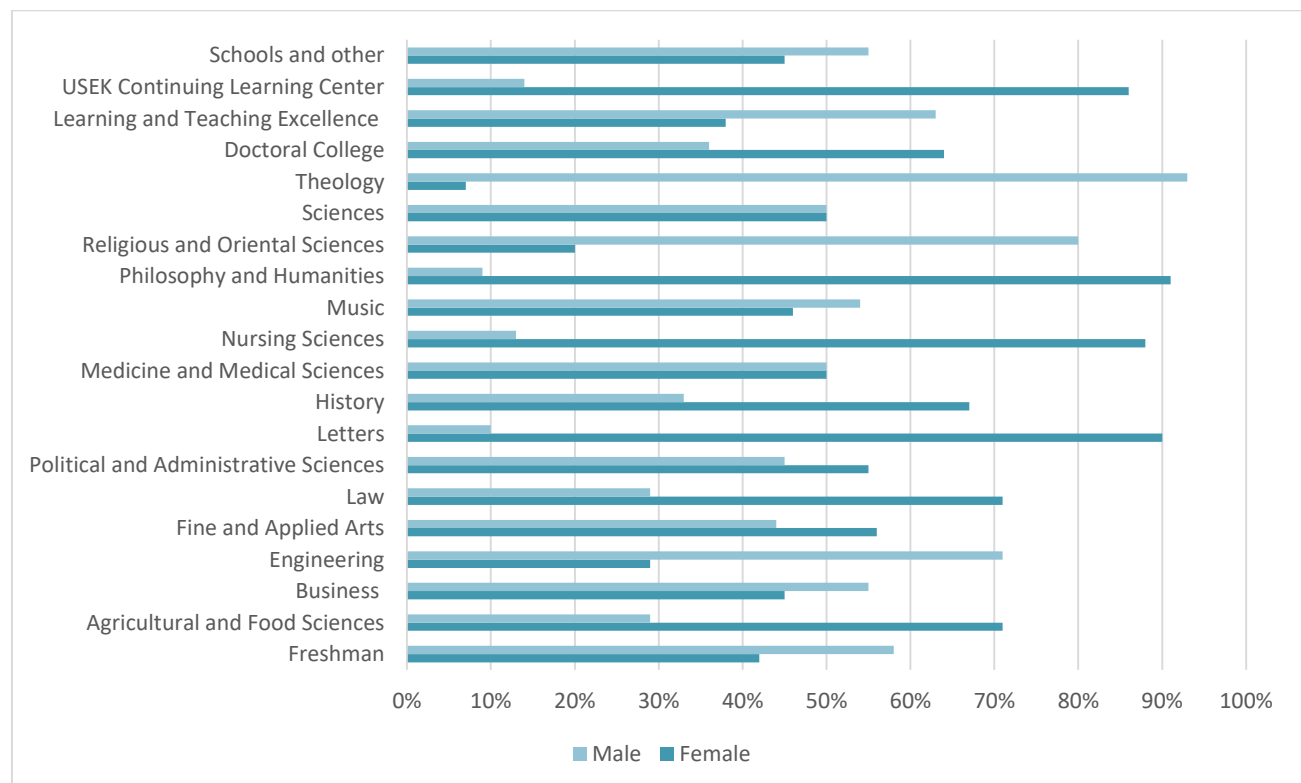
Fall 2018-2019

Unit	Undergraduate	Graduate	Doctoral	Continuing Education	Total
Freshman	12				12
Agricultural and Food Sciences	375	68		32	475
Business	982	255			1237
Engineering	695	4			699
Fine and Applied Arts	1255	644			1899
Law	340	57			397
Political and Administrative Sciences	53	45			98
Letters	129	87	2		218
History		19	2		21
Medicine and Medical Sciences	115	124	130		369
Nursing Sciences	40				40
Music	96	16			112
Philosophy and Humanities	213	102		10	325
Religious and Oriental Sciences	3	2			5
Sciences	255	100			355
Theology	203	17			220
Doctoral College			92		92
Learning and Teaching Excellence Center		8			8
USEK Continuing Learning Center				64	64
Schools and other	34			537	571
Total	4800	1548	226	643	7217

Registration by Academic Unit and Gender

Fall 2018-2019

Unit	Female	Female %	Male	Male %	Total
Freshman	5	42%	7	58%	12
Agricultural and Food Sciences	339	71%	136	29%	475
Business	555	45%	682	55%	1237
Engineering	201	29%	498	71%	699
Fine and Applied Arts	1072	56%	827	44%	1899
Law	283	71%	114	29%	397
Political and Administrative Sciences	54	55%	44	45%	98
Letters	197	90%	21	10%	218
History	14	67%	7	33%	21
Medicine and Medical Sciences	183	50%	186	50%	369
Nursing Sciences	35	88%	5	13%	40
Music	51	46%	61	54%	112
Philosophy and Humanities	297	91%	28	9%	325
Religious and Oriental Sciences	1	20%	4	80%	5
Sciences	178	50%	177	50%	355
Theology	15	7%	205	93%	220
Doctoral College	59	64%	33	36%	92
Learning and Teaching Excellence	3	38%	5	63%	8
USEK Continuing Learning Center	55	86%	9	14%	64
Schools and other	256	45%	315	55%	571
Total	3853	53%	3364	47%	7217



Registration according to the New Structure

Fall 2018-2019

Unit	Enrollment	Ratio*
School of Architecture and Design	1786	25%
Faculty of Arts and Sciences	1379	19%
School of Engineering	998	14%
School of Law and Political Sciences	497	7%
School of Medicine and Medical Sciences	409	6%
USEK Business School	1247	17%
Pontifical School of Theology	224	3%
Continuing Education	677	9%
Total	7217	

*ratio compared to student population

Registration by Nationality

- Lebanese students: 84.5%
- International students: 15.5%

Registration by Program

Program	Level	Kaslik	Zahleh	Chekka	Rmeich	Total
BusiFreshman						
Freshman program	C1	12				12
Faculty of Agricultural and Food Sciences						
Bachelor of Science in Human Nutrition and Dietetics	C1	113	25			138
Bachelor of Science in Engineering Sciences - Food Engineering	C1	49				49
Engineering Diploma in Agricultural Engineering	C1	188				188
Master of Science in Nutrition	C2	26				26
Master of Science in Enology	C2	2				2
Master of Science in Food Engineering	C2	40				40
Continuing Education - Nutrition	FC	26	6			32
USEK Business School						
Bachelor of Business Administration - Audit	C1	181	38	14	12	245
Bachelor of Business Administration - Business Computing	C1	11			9	20
Bachelor of Business Administration - Finance	C1	228	29	8	16	281
Bachelor of Business Administration - Hotel Management	C1	32				32
Bachelor of Business Administration - Management	C1	220	4	17	10	251
Bachelor of Business Administration - Marketing	C1	83				83
Bachelor of Business Administration - Transport and Logistics	C1	70				70
Executive Master of Business Administration - Digital Management	C2	7				7
Master of Business Administration - Audit	C2	53				53

Program	Level	Kaslik	Zahleh	Chekka	Rmeich	Total
Master of Business Administration - Banking Operations and Management	C2	13				13
Master of Business Administration - Finance	C2	51				51
Master of Business Administration - Financial Engineering	C2	17				17
Master of Business Administration - Human Resources	C2	28				28
Master of Business Administration - Management and International Affairs	C2	24				24
Master of Business Administration - Marketing	C2	58				58
Master of Science in Business Administration - Finance	C2	3				3
Master of Science in Business Administration - Management	C2	1				1
Faculty of Engineering						
Bachelor of Engineering in Biomedical Engineering	C1	49				49
Bachelor of Engineering in Chemical Engineering	C1	107				107
Bachelor of Engineering in Civil Engineering	C1	170	24			194
Bachelor of Engineering in Computer Engineering	C1	43				43
Bachelor of Engineering in Electrical and Electronics Engineering	C1	67				67
Bachelor of Engineering in Mechanical Engineering	C1	159	25			184
Bachelor of Engineering in Telecommunications Engineering	C1	51				51
Master of Science in Petroleum Engineering	C2	3				3
Master of Science in Civil Engineering	C2	1				1
Faculty of Fine and Applied Arts						
Bachelor in Design and Applied Arts	C1	256	29	12		297
Bachelor of Arts in Advertising	C1	2				2
Bachelor of Arts in Cinema and Television	C1	85				85
Bachelor of Arts in Communication and Visual Arts	C1	105	14			119
Bachelor of Arts in Conservation, Restoration of Cultural Properties and Sacred Art	C1	11				11
Bachelor of Arts in Digital Media	C1	23				23
Bachelor of Arts in Graphic Design	C1	8	1			9
Bachelor of Arts in Sacred Art	C1	1				1
Bachelor of Arts in Visual and Performing Arts	C1	9				9
Bachelor of Science in Architectural Studies	C1	610	62	27		699
Master in Architecture	C2	431	1			432
Master in Interior Architecture	C2	143				143
Master of Arts in Advertising	C2	1				1
Master of Arts in Cinema and Television	C2	14				14
Master of Arts in Communication and Visual Arts	C2	23				23
Master of Arts in Conservation, Restoration of Cultural Properties and Sacred Art	C2	3				3
Master of Arts Contemporary Arts	C2	20				20

Program	Level	Kaslik	Zahleh	Chekka	Rmeich	Total
Master of Arts in Graphic Design	C2	1				1
Master of Arts in Sacred Art	C2	4				4
Master of Arts in Visual Arts	C2	3				3
School of Law and Political Sciences						
Law Degree	C1	292	34	14		340
Master in Criminology	C2	13				13
Master in International Contracts	C2	11				11
Master in Law - Business Law	C2	5				5
Master in Private Law	C2	28				28
Higher Institute of Political and Administrative Sciences						
Bachelor in International Relations	C1	33				33
Bachelor in Political Sciences	C1	20				20
Master in Diplomacy and International Security	C2	31				31
Master in Political Sciences	C2	10				10
Master of Arts in Middle Eastern Studies	C2	4				4
Faculty of Letters						
Bachelor of Arts in Arabic Language and Literature	C1	13				13
Bachelor of Arts in English Language and Literature	C1	12				12
Bachelor of Arts in French Language and Literature	C1	10				10
Bachelor of Arts in Journalism and Communication	C1	19				19
Bachelor of Arts in Modern Languages and Translation	C1	75				75
Diploma in Interpretation	C2	6				6
Master of Arts in Arabic Language and Literature	C2	1				1
Master of Arts in E-Journalism and E-communication	C2	5				5
Master of Arts in English Language and Literature	C2	10				10
Master of Arts in French Language and Literature	C2	19				19
Master of Arts in Journalism and Communication	C2	11				11
Master of Arts in Translation	C2	35				35
Ph.D. in Arabic Language and Literature	C3	1				1
Ph.D. in Language Sciences and Traductology	C3	1				1
Institute of History						
Master of Arts in Information Studies	C2	13				13
Master of Arts in History	C2	6				6
Ph.D. in History	C3	2				2
School of Medicine and Medical Sciences						
Bachelor of Science in Health Fundamental Sciences	C1	111				111
Doctorate of Medicine	C2	128				128
Diploma of Specialized Studies	C3	130				130
Higher Institute of Nursing Sciences						
Bachelor of Science in Nursing Sciences	C1	40				40
Faculty of Music						
Bachelor of Arts in Higher and Specialized Music Education	C1	2				2

Program	Level	Kaslik	Zahleh	Chekka	Rmeich	Total
Bachelor of Arts in Music	C1	82				82
Bachelor of Arts in Performing Arts	C1	12				12
Master of Arts in Music	C2	16				16
Faculty of Philosophy and Humanities						
Bachelor of Arts in Education	C1	58	15			73
Bachelor of Arts in Philosophy	C1	5				5
Bachelor of Arts in Psychology	C1	103				103
Bachelor of Arts in Social Sciences	C1	15				15
Teaching Diploma in Education	C1	17				17
Master of Arts in Philosophy	C2	5				5
Master of Arts in Social Sciences	C2	3				3
Master of Arts in Education	C2	38				38
Master of Arts in Psychology	C2	56				56
University degree in Interventions and Systemic Therapies	FC	4				4
Continuing Education - Psychology	FC	6				6
Faculty of Religious and Oriental Sciences						
Bachelor of Arts in Liturgy	C1	3				3
Master of Arts in Liturgy	C2	2				2
Faculty of Sciences						
Bachelor of Science in Actuarial and Financial Mathematics	C1	32				32
Bachelor of Science in Biochemistry	C1	63	10			73
Bachelor of Science in Biology	C1	46				46
Bachelor of Science in Chemistry	C1	9				9
Bachelor of Science in Computer Science	C1	70	5			75
Bachelor of Science in Information Technology	C1	20				20
Master of Science in Actuarial and Financial Mathematics	C2	17				17
Master of Science in Biochemistry	C2	44				44
Master of Science in Biology	C2	17				17
Master of Science in Chemistry	C2	1				1
Master of Science in Computer Science	C2	7				7
Master of Science in Cybersecurity and Cyberdefense	C2	9				9
Master of Science in Environmental Technologies	C2	1				1
Master of Science in Neuroscience and Biotechnology	C2	4				4
Pontifical Faculty of Theology						
Bachelor of Arts in Theology	C1	203				203
Master of Arts in Theology	C2	17				17
Doctoral College						
Ph.D. in Agricultural and Food Sciences	C3	20				20
Ph.D. in Business	C3	10				10
Ph.D. in Chemistry	C3	2				2

Program	Level	Kaslik	Zahleh	Chekka	Rmeich	Total
Ph.D. in Education	C3	6				6
Ph.D. in English Language and Literature	C3	4				4
Ph.D. in Higher and Specialized Music Education	C3	1				1
Ph.D. in French Language and Literature	C3	5				5
Ph.D. in History	C3	3				3
Ph.D. in Language Sciences	C3	7				7
Ph.D. in Law	C3	2				2
Ph.D. in Letters	C3	1				1
Ph.D. in Life And Earth Sciences	C3	2				2
Ph.D. in Music	C3	11				11
Ph.D. in Philosophy	C3	3				3
Ph.D. in Psychology	C3	3				3
Ph.D. in Sciences	C3	3				3
Ph.D. in Social Sciences	C3	3				3
Ph.D. in Theology	C3	4				4
Ph.D. in Visual and Performing Arts	C3	2				2
Learning and Teaching Excellence Center						
Master of Arts in Learning and teaching in Higher Education	C2	8				8
USEK Continuing Learning Center						
Certificate in Esthetics in Cosmetology	FC	4				4
Professional Development Courses	FC	60				60
Schools of Letters, Music, Theology and other						
Free Listener	C1	34				34
Pastoral Year	FC	28				28
Continuing Education - Languages	FC	2				2
Continuing Education - Music	FC	283				283
Continuing Education - Theology	FC	25				25
Diploma in Liturgy	FC	39				39
Online Courses - Religious Sciences	FC	160				160
Total		6756	322	92	47	7217

Online Registration

Online Registration by Academic Unit

Fall 2018-2019

Academic Unit	Students registered online	Total Nb. of Students	Ratio
Freshman	10	12	83%
Faculty of Agricultural and Food Sciences	437	475	92%
USEK Business School	1223	1237	99%
Faculty of Engineering	689	699	99%
Faculty of Fine and Applied Arts	1882	1899	99%
School of Law and Political Sciences	385	397	97%
Higher Institute of Political and Administrative Sciences	96	98	98%
Faculty of Letters	209	218	96%
Institute of History	17	21	81%
School of Medicine and Medical Sciences	367	369	99%
Higher Institute of Nursing Sciences	32	40	80%
Faculty of Music	96	112	86%
Faculty of Philosophy and Humanities	310	325	95%
Faculty of Religious and Oriental Sciences	0	5	0%
Faculty of Sciences	348	355	98%
Pontifical Faculty of Theology	5	220	2%
Doctoral College	12	92	13%
Learning and Teaching Excellence Center	0	8	0%
USEK Continuing Learning Center	0	64	0%
Schools of Letters, Music, Theology and other	0	571	0%
Total	6118	7217	85%

Online Registration by Level

Fall 2018-2019

Level	Students registered online	Total Nb. of Students	Ratio
Undergraduate	4501	4800	94%
Graduate	1477	1548	95%
Doctoral	140	226	62%
Continuing Education	0	643	0%
Total	6118	7217	85%

Online Registration by Campus

Fall 2018-2019

Campus / RUC	Students registered online	Total Nb. of Students	Ratio
Campus Kaslik	5664	6756	84%
RUC Zahleh	316	322	98%
RUC Chekka	91	92	99%
RUC Rmeich	47	47	100%
Total	6118	7217	85%

Online Registration by Seniority

Fall 2018-2019

First Registration Semester	Students registered online	Total Nb. of Students	Ratio
Before Fall 2018	4689	5423	86%
Fall 2018 - New Students	1429	1794	80%
Total	6118	7217	85%

Retention and Graduation

The overall yearly retention rate for Fall 2018-2019 is **84%**.

First Year Retention by Unit

Undergraduate Students

The yearly retention rate by unit is the percentage of First time undergraduate students who are registered in a specific unit for Fall 2018-2019 term following their first enrollment in the same unit in Fall 2017-2018.

Unit	Fall 2017	Fall 2018	Rate
Agricultural and Food Sciences	107	96	90%
Business	255	210	82%
Engineering	194	141	73%
Fine and Applied Arts	359	295	82%
Law	107	76	71%
Political Sciences	14	9	64%
Letters	38	31	82%
Medicine and Medical Sciences	33	32	97%
Nursing	9	9	100%
Music	28	21	75%
Philosophy and Humanities	50	44	88%
Sciences	117	72	62%
Theology	28	22	79%

First Year Retention by Program

Undergraduate Students

The yearly retention rate by unit is the percentage of First time undergraduate students who are registered in a specific program for Fall 2018-2019 term following their first enrollment in the same program in Fall 2017-2018.

Program	Fall 2017	Fall 2018	Rate
Agricultural and Food Sciences			
Bachelor of Science in Human Nutrition and Dietetics	50	46	92%
Bachelor of Science in Engineering Sciences - Food Engineering	13	12	92%
Engineering Diploma in Agricultural Engineering	44	38	86%
Business			
Bachelor of Business Administration - Audit	58	47	81%
Bachelor of Business Administration - Business Computing	9	3	33%
Bachelor of Business Administration - Finance	85	67	79%
Bachelor of Business Administration - Hotel Management	8	4	50%
Bachelor of Business Administration - Management	58	47	81%
Bachelor of Business Administration - Marketing	21	15	71%
Bachelor of Business Administration - Transport and Logistics	16	15	94%
Engineering			
Bachelor of Engineering in Biomedical Engineering	19	14	74%
Bachelor of Engineering in Chemical Engineering	19	14	74%
Bachelor of Engineering in Civil Engineering	55	39	71%
Bachelor of Engineering in Computer Engineering	10	6	60%
Bachelor of Engineering in Electrical and Electronics Engineering	25	21	84%
Bachelor of Engineering in Mechanical Engineering	59	41	69%
Bachelor of Engineering in Telecommunications Engineering	7	6	86%
Fine and Applied Arts			
Bachelor of Arts in Cinema and Television	20	16	80%
Bachelor of Arts in Communication and Visual Arts	30	24	80%
Bachelor of Arts in Design and Applied Arts	77	66	86%
Bachelor of Arts in Digital Media	7	5	71%
Bachelor of Science in Architectural Studies	225	176	78%
Law			
Law Degree	107	76	71%
Political Sciences			
Bachelor in International Relations	11	8	73%
Bachelor in Political Sciences	3	1	33%
Letters			
Bachelor of Arts in Arabic Language and Literature	4	1	25%
Bachelor of Arts in English Language and Literature	5	4	80%

Program	Fall 2017	Fall 2018	Rate
Bachelor of Arts in French Language and Literature	1	1	100%
Bachelor of Arts in Journalism and Communication	3	3	100%
Bachelor of Arts in Modern Languages and Translation	25	22	88%
Medicine and Medical Sciences			
Bachelor of Science in Health Fundamental Sciences	33	32	97%
Nursing			
Bachelor of Science in Nursing Sciences	9	9	100%
Faculty of Music			
Bachelor of Arts in Music	26	21	81%
Bachelor of Arts in Performing Arts	2	0	0%
Philosophy and Humanities			
Bachelor of Arts in Education	19	16	84%
Bachelor of Arts in Philosophy	2	1	50%
Bachelor of Arts in Psychology	28	24	86%
Bachelor of Arts in Social Sciences	1	1	100%
Sciences			
Bachelor of Science in Actuarial and Financial Mathematics	5	5	100%
Bachelor of Science in Biochemistry	51	30	59%
Bachelor of Science in Chemistry	4	1	25%
Bachelor of Science in Computer Science	37	22	59%
Bachelor of Science in Information Technology	7	3	43%
Bachelor of Science in Life and Earth Sciences	13	8	62%
Theology			
Bachelor of Arts in Theology	28	22	79%

Graduates by Academic Unit

Unit	Undergraduate	Graduate	Doctoral	Total
Faculty of Agricultural and Food Sciences	90	17		107
USEK Business School	211	79		290
Faculty of Engineering	140	3		143
Faculty of Fine and Applied Arts	303	300		603
School of Law and Political Sciences	52	9		61
Higher Institute of Political and Administrative Sciences	11	4		15
Faculty of Letters	24	23	1	48
Institute of History		7		7
School of Medicine and Medical Sciences	51	24	26	101
Higher Institute of Nursing Sciences	7			7
School of Music and Performing Arts	21	3	1	25
Faculty of Philosophy and Humanities	70	24		94
Faculty of Religious and Oriental Sciences	2			2
Faculty of Sciences	39	37		76
Pontifical Faculty of Theology	45	2	1	48
Doctoral College			9	9
Total	1066	532	38	1636

Honors List by Academic Unit

Unit	Honors	Distinction	High Distinction	Total
Faculty of Agricultural and Food Sciences	3		8	11
USEK Business School	8	3	12	24
School of Engineering	3	1	5	9
Faculty of Fine and Applied Arts	3	1	11	15
School of Law and Political Sciences			2	2
Higher Institute of Political and Administrative Sciences	1	1	2	4
Faculty of Letters	1	2	6	9
School of Medicine and Medical Sciences	15	4	8	27
Higher Institute of Nursing Sciences	1			1
School of Music and Performing Arts	2	1	2	5
Faculty of Philosophy and Humanities	4	1	6	11
Faculty of Religious and Oriental Sciences			1	1
Faculty of Sciences	1		1	2
Pontifical Faculty of Theology	10	1	11	22
Total	53	15	75	143

Graduates by Program

Program	Level	Total of Graduates
Faculty of Agricultural and Food Sciences		
Bachelor of Science in Human Nutrition and Dietetics	C1	49
Bachelor of Science in Engineering Sciences - Food Engineering	C1	19
Diploma of Agricultural Engineering	C1	22
Master in Nutrition	C2	3
Master of Science in Food Engineering	C2	14
USEK Business School		
Bachelor of Business Administration - Audit	C1	52
Bachelor of Business Administration - Business Computing	C1	2
Bachelor of Business Administration - Finance	C1	71
Bachelor of Business Administration - Hotel Management	C1	6
Bachelor of Business Administration - Management	C1	53
Bachelor of Business Administration - Marketing	C1	15
Bachelor of Business Administration - Transport and Logistics	C1	12
Master of Business Administration - Audit	C2	5
Master of Business Administration - Banking Operations and Management	C2	9
Master of Business Administration - Finance	C2	13
Master of Business Administration - Financial Engineering	C2	10
Master of Business Administration - Human Resources	C2	9
Master of Business Administration - Management and Internal Affairs	C2	10
Master of Business Administration - Marketing	C2	17
Master of Science in Business Administration - Finance	C2	4
Master of Science in Business Administration - Management	C2	2
Faculty of Engineering		
Bachelor of Engineering in Biomedical Engineering	C1	4
Bachelor of Engineering in Chemical Engineering	C1	32
Bachelor of Engineering in Civil Engineering	C1	45
Bachelor of Engineering in Computer Engineering	C1	7
Bachelor of Engineering in Electrical & Electronic Eng.	C1	12
Bachelor of Engineering in Mechanical Engineering	C1	28
Bachelor of Engineering in Telecommunications	C1	12
Master of Science in Petroleum Engineering	C2	3
Faculty of Fine and Applied Arts		
Bachelor of Arts in Advertising	C1	1
Bachelor of Arts in Cinema and Television	C1	23
Bachelor of Arts in Communication and Visual Arts	C1	22
Bachelor of Arts in Design and Applied Arts	C1	78
Bachelor of Arts in Digital Media	C1	6
Bachelor of Arts in Graphic Design	C1	5
Bachelor of Arts in Sacred Arts	C1	1
Bachelor of Arts in Visual and Performing Arts	C1	1

Program	Level	Total of Graduates
Bachelor of Science in Architectural Studies	C1	166
Master in Architecture	C2	213
Master of Arts in Cinema and Television	C2	6
Master of Arts in Communication and Visual Arts	C2	12
Master of Arts in Conservation, Restoration of Cultural Property & Sacred Art	C2	1
Master of Art in Contemporary Art	C2	3
Master in Interior Architecture	C2	64
Master of Arts in Sacred Art	C2	1
School of Law and Political Sciences		
Law Degree	C1	52
Master in Criminology	C2	4
Master in International Contracts	C2	2
Master of Laws in International and Comparative Law	C2	1
Master in Private Law	C2	2
Higher Institute of Political and Administrative Sciences		
Bachelor in International Relations	C1	8
Bachelor in Political Sciences	C1	3
Master in Diplomacy and International Security	C2	4
Faculty of Letters		
Bachelor of Arts in Languages and Literatures - Arabic Language and Literature	C1	2
Bachelor of Arts in Languages and Literatures - English Language and Literature	C1	2
Bachelor of Arts in Languages and Literatures - French Language and Literature	C1	1
Bachelor of Arts in Journalism and Communication	C1	2
Bachelor of Arts in Modern Languages and Translation	C1	17
Diploma in Interpretation	C2	1
Master of Arts in E-Journalism and E-communication	C2	2
Master of Arts in English Language and Literature	C2	3
Master of Arts in French Language and Literature	C2	7
Master of Arts in Journalism and Communication	C2	2
Master of Arts in Translation	C2	8
Ph.D. in Arabic Language and Literature	C3	1
Institute of History		
Master in Information Studies	C2	6
Master of Arts in History	C2	1
School of Medicine and Medical Sciences		
Bachelor of Science in Health Fundamental Sciences	C1	47
Doctorate of Medicine	C2	28
Diploma of Specialized Studies	C3	26
Higher Institute of Nursing Sciences		
Bachelor of Science in Nursing Sciences	C1	7
Faculty of Music		
Bachelor of Arts in Music	C1	21
Master of Arts in Music	C2	3

Program	Level	Total of Graduates
Ph.D. in Music	C3	1
Faculty of Philosophy and Humanities		
Bachelor of Arts in Education	C1	10
Bachelor of Arts in Philosophy	C1	2
Bachelor of Arts in Psychology	C1	36
Bachelor of Arts in Social Sciences	C1	4
Teaching Diploma in Education	C1	18
Master of Arts in Education	C2	10
Master of Arts in Psychology	C2	11
Master of Arts in Social Sciences	C2	3
Faculty of Religious and Oriental Sciences		
Bachelor in Liturgy	C1	2
Faculty of Sciences		
Bachelor of Science in Actuarial and Financial Mathematics	C1	6
Bachelor of Science in Biochemistry	C1	14
Bachelor of Science in Chemistry	C1	2
Bachelor of Science in Computer Science	C1	6
Bachelor of Science in Information Technology	C1	4
Bachelor of Science in Life and Earth Sciences	C1	7
Master of Science in Actuarial and Financial Mathematics	C2	9
Master of Science in Biochemistry	C2	10
Master of Science in Biology	C2	1
Master of Science in Chemistry	C2	1
Master of Science in Computer Science	C2	3
Master of Science in Cybersecurity and Cyberdefense	C2	4
Master of Science in Life and Earth Sciences	C2	7
Master of Science in Neuroscience and Biotechnology	C2	2
Pontifical Faculty of Theology		
Bachelor of Arts in Theology	C1	45
Master of Arts in Theology	C2	2
Ph.D. in Theology	C3	1
Doctoral College		
Ph.D. in Business Administration	C3	1
Ph.D. in Education	C3	2
Ph.D. in Law	C3	1
Ph.D. in Philosophy	C3	1
Ph.D. in Agricultural & Food Sciences	C3	4
Total		1636

150% Graduation Rate

150% Graduation rate is the percentage of undergraduate students who have completed their programs (including remedial courses) within 150 percent of normal time of completion.

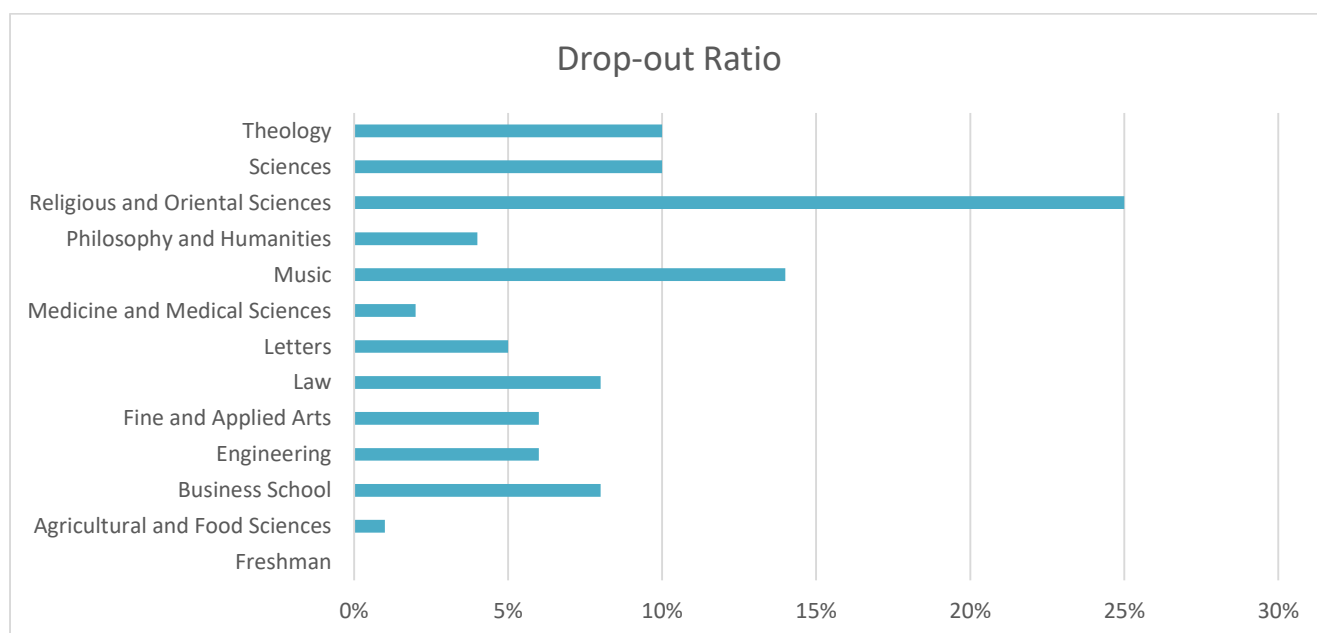
Unit	Graduation Rate
3 years programs - cohort of Fall 2014 (BS, BA, BBA)	66%
4 years programs - cohort of Fall 2012 (Architecture, Law, Engineering)	64%
5 years programs - cohort of Fall 2011 (Theology)	65%

Drop-out Ratio by Academic Unit

Fall 2018-2019

The numbers below include undergraduate and master students from Fall 2017-2018 that are not registered in Fall 2018-2019 excluding those who graduated and those who submitted interruption requests.

Units	Total Drop-out	Enrollment Fall 2017	Ratio
Freshman		13	0%
Agricultural and Food Sciences	7	506	1%
Business	99	1243	8%
Engineering	51	800	6%
Fine and Applied Arts	131	2169	6%
Law (incl. Political Sciences)	36	424	8%
Letters (incl. History)	12	227	5%
Medicine and Medical Sciences (incl. Nursing)	5	281	2%
Music	16	113	14%
Philosophy and Humanities	14	328	4%
Religious and Oriental Sciences	1	4	25%
Sciences	36	377	10%
Theology	22	216	10%
Total	430	6701	6%



Probation Rates by Level

Level	Fall 2018-2019	Spring 2018-2019
Undergraduate	351	339
Graduate	44	49
Total	395	388

Probation Rates by Academic Unit

Fall 2018-2019

Academic Unit	Undergraduate	Master	Total Probation	Total Enrollment	Ratio
Freshman	4		4	12	33%
Faculty of Agricultural and Food Sciences	16	1	17	475	4%
USEK Business School	149	12	161	1237	13%
Faculty of Engineering	50	1	51	699	7%
Faculty of Fine and Applied Arts	55	16	71	1899	4%
School of Law and Political Sciences	21	3	24	397	6%
Higher Institute of Political and Administrative Sciences	3	2	5	98	5%
Faculty of Letters	5	1	6	218	3%
Institute of History				21	0%
School of Medicine and Medical Sciences	1	1	2	369	1%
Higher Institute of Nursing Sciences	5		5	40	13%
Faculty of Music	2		2	112	2%
Faculty of Philosophy and Humanities	2		2	325	1%
Faculty of Religious and Oriental Sciences				5	0%
Faculty of Sciences	26	7	33	355	9%
Pontifical Faculty of Theology	1		1	220	0%
Doctoral College				92	0%
Learning and Teaching Excellence Center				8	0%
USEK Continuing Learning Center				64	0%
Schools of Letters, Music, Theology and other	11		11	571	2%
Total	351	44	395	7217	5%

Undergraduate Program Change Requests

2018-2019

Program name	Change of Program	Enrollment Fall 2018	Ratio
Faculty of Agricultural and Food Sciences	10	375	3%
Bachelor of Science in Human Nutrition and Dietetics	3	138	2%
Bachelor of Science in Engineering Sciences - Food Engineering	1	49	2%
Engineering Diploma in Agricultural Engineering	6	188	3%
USEK Business School	52	982	5%
Bachelor of Business Administration - Audit	7	245	3%
Bachelor of Business Administration - Business Computing	4	20	20%
Bachelor of Business Administration - Finance	18	281	6%
Bachelor of Business Administration - Hotel Management	1	32	3%
Bachelor of Business Administration - Management	18	251	7%
Bachelor of Business Administration - Marketing	3	83	4%
Bachelor of Business Administration - Transport and Logistics	1	70	1%
Faculty of Engineering	40	695	6%
Bachelor of Engineering in Biomedical Engineering	2	49	4%
Bachelor of Engineering in Chemical Engineering	5	107	5%
Bachelor of Engineering in Civil Engineering	9	194	5%
Bachelor of Engineering in Computer Engineering	2	43	5%
Bachelor of Engineering in Electrical and Electronics Engineering	8	67	12%
Bachelor of Engineering in Mechanical Engineering	13	184	7%
Bachelor of Engineering in Telecommunications Engineering	1	51	2%
Faculty of Fine and Applied Arts	58	1255	5%
Bachelor in Design and Applied Arts	19	297	6%
Bachelor of Arts in Cinema and Television	2	85	2%
Bachelor of Arts in Digital Media	2	23	9%
Bachelor of Arts in Visual and Performing Arts	3	9	33%
Bachelor of Science in Architectural Studies	32	699	5%
School of Law and Political Sciences	17	340	5%
Law Degree	17	340	5%
Higher Institute of Political and Administrative Sciences	3	53	6%
Bachelor in International Relations	2	33	6%
Bachelor in Political Sciences	1	20	5%
Faculty of Letters	1	129	1%
Bachelor of Arts in Journalism and Communication	1	19	5%
Faculty of Music	1	96	1%
Bachelor of Arts in Performing Arts	1	12	8%
Faculty of Philosophy and Humanities	1	213	0%
Bachelor of Arts in Education	2	73	3%
Bachelor of Arts in Psychology	2	103	2%

Program name	Change of Program	Enrollment Fall 2018	Ratio
Bachelor of Arts in Social Sciences	1	15	7%
Faculty of Sciences	39	255	15%
Bachelor of Science in Actuarial and Financial Mathematics	1	32	3%
Bachelor of Science in Biochemistry	14	73	19%
Bachelor of Science in Biology	5	46	15%
Bachelor of Science in Chemistry	1	9	11%
Bachelor of Science in Computer Science	12	75	16%
Bachelor of Science in Information Technology	4	20	20%
Pontifical Faculty of Theology	5	203	2%
Bachelor of Arts in Theology	5	203	2%
Total	231	4800	5%

Course Management

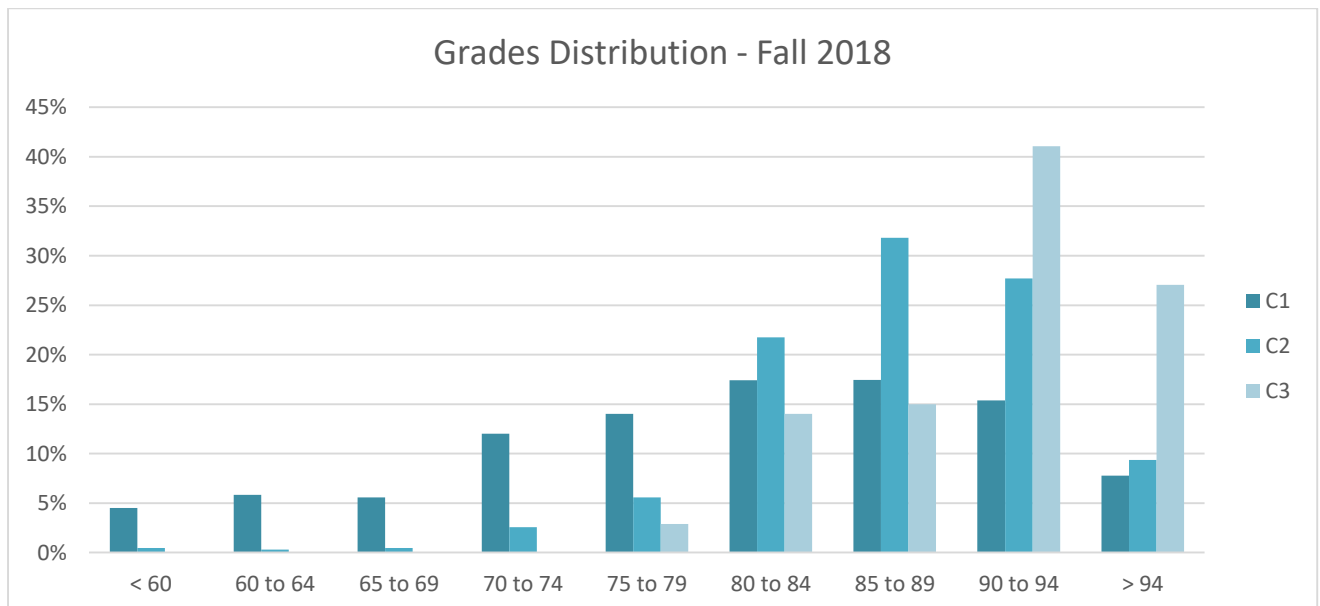
Variation of number of sections and average of Registered Students

This study shows the undergraduate class size distribution that includes all the courses “C” given in the main Campus Kaslik.

Unit	Fall 2018-2019				Spring 2018-2019		
	Nb of sections	Total of Registered Students	Average		Nb of sections	Total of Registered Students	Average
Faculty of Agricultural and Food Sciences	79	1343	17.0		94	1480	15.7
USEK Business School	106	2390	22.5		110	2471	22.5
Faculty of Engineering	135	2010	14.9		127	1786	14.1
Faculty of Fine and Applied Arts	148	2412	16.3		119	1789	15.0
School of Law and Political Sciences	50	1259	25.2		54	1400	25.9
Higher Institute of Political & Administrative Sciences	16	240	15.0		12	202	16.8
Faculty of Letters	110	1589	14.4		113	1484	13.1
Institute of History	25	449	18.0		23	462	20.1
School of Medicine & Medical Sciences	17	669	39.4		30	1158	38.6
Higher Institute of Nursing Sciences	35	447	12.8		34	505	14.9
Faculty of Music	33	401	12.2		37	450	12.2
Faculty of Philosophy & Humanities	90	1483	16.5		84	1670	19.9
Faculty of Religious and Oriental Sciences	23	470	20.4		24	541	22.5
Faculty of Sciences	119	1963	16.5		104	1682	16.2
Pontifical Faculty of Theology	55	349	6.3		43	801	18.6
Total	1041	17474	16.8		1008	17881	17.7

Grades Distribution

Term average distribution	Fall 2018-2019			Spring 2018-2019		
	C1	C2	C3	C1	C2	C3
Less than 60	5%	0%	0%	4%	1%	0%
60 or more but less than 65	6%	0%	0%	5%	0%	0%
65 Or more but less than 70	6%	0%	0%	5%	0%	0%
70 Or more but less than 75	12%	3%	0%	12%	2%	0%
75 Or more but less than 80	14%	6%	3%	14%	4%	2%
80 Or more but less than 85	17%	22%	14%	17%	18%	14%
85 Or more but less than 90	17%	32%	15%	19%	34%	26%
90 Or more but less than 95	15%	28%	41%	16%	30%	26%
95 Or more	8%	9%	27%	8%	10%	31%



Changed Grades by Faculty/Institute

Fall 2018-2019

Unit	Request by Unit	Data entry error	Degraded Late	Incomplete	Re-Calculated	Total
Faculty of Agricultural and Food Sciences	27	6			13	46
USEK Business School	31	5	3	14		53
Faculty of Engineering	34		1	4	1	40
Faculty of Fine and Applied Arts	43	1	2	5	1	52
School of Law	17	3		1	1	22
Higher Institute of Political and Administrative Sciences	1				1	2
Faculty of Letters	9	1		1		11
Institute of History	1					1
School of Medicine and Medical Sciences	4		1			5
Faculty of Music	2			4		6
Faculty of Philosophy and Humanities	10	2		3	1	16
Faculty of Religious and Oriental Sciences					1	1
Faculty of Sciences	13			2		15
Pontifical Faculty of Theology	7					7
Doctoral College	9	1				10
Schools	4			108		112
Total	212	19	7	142	19	399

Faculty and Staff

Faculty Members by Type

850 Faculty Members out of which:

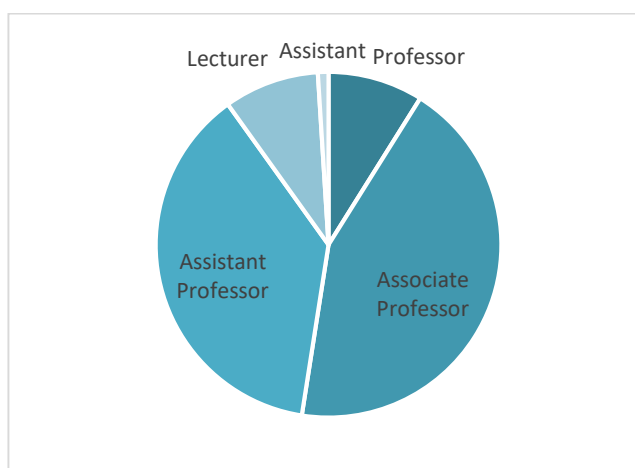
- 220 full-time faculty
- 630 part-time faculty

Distribution of Full-time Faculty Members by Degree

Degree	Nb.
Non Ph.D. holders	30
Ph.D./Doctorate	190
Total	220

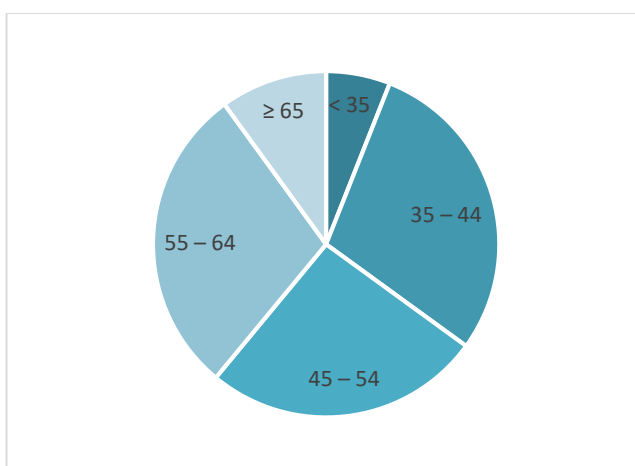
Distribution of Full-time Faculty Members by Rank

Rank	Ratio
Professor	9%
Associate Professor	44%
Assistant Professor	38%
Lecturer	9%
Assistant	1%

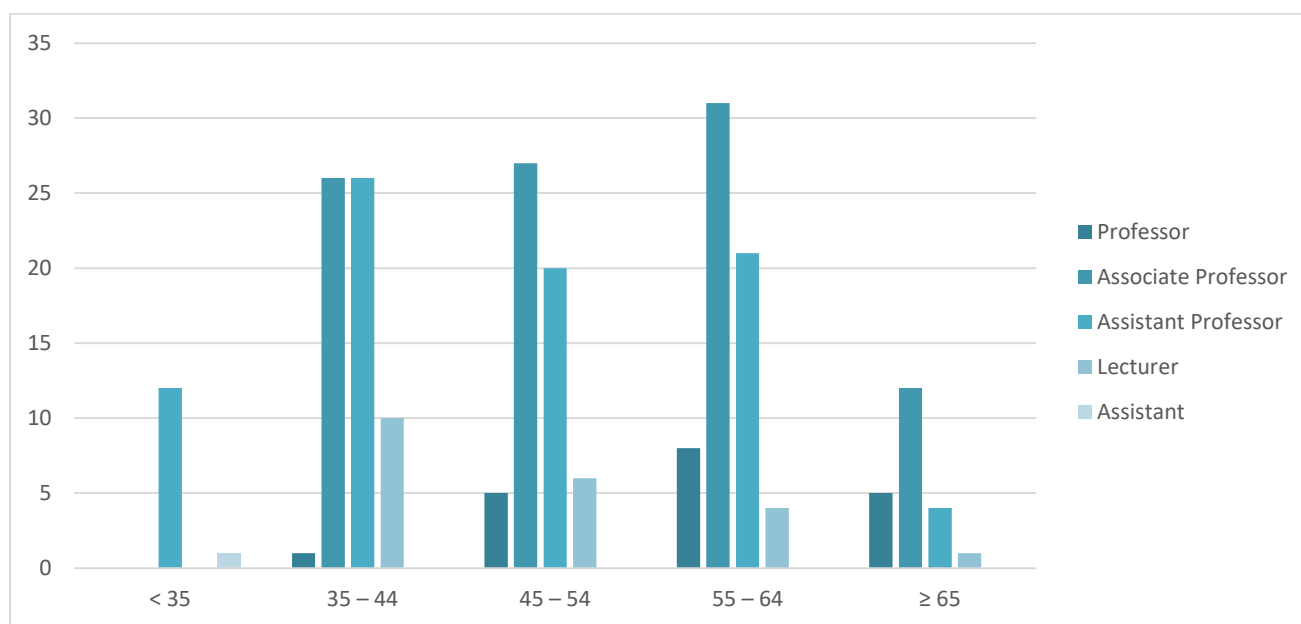


Full-time Faculty Members Age Distribution

Age	Ratio
< 35	6%
35 – 44	29%
45 – 54	26%
55 – 64	29%
≥ 65	10%



Full-time Faculty Members Age Distribution by Rank



Faculty Applications and Recruitment

During the academic year 2018-2019, USEK considered **423** applications for teaching.

Requests for recruitment and decisions of Ad hoc commission are as following:

	Fall 2016-2017	Spring 2016-2017	Fall 2017-2018	Spring 2017-2018	Fall 2018-2019	Spring 2018-2019
Requests for recruitment	46	32	70	49	29	29
Favorable Decision	37	24	55	37	16	23
Not Favorable Decision	7	6	14	12	13	6
Applicant not reachable	2	2	1	0	0	0

International Relations

List of Memberships

Argentina

- Latin American Council of Social Sciences (CLASCO)

Belgium

- Association des Facultés ou Etablissements de Lettres et Sciences Humaines (AFELSH)
- European Foundation for Management Development (EFMD)
- European Society for Engineering Education (SEFI)
- European University Association (EUA)
- International Association of University Presidents (IAUP)

Canada

- Agence Universitaire de la Francophonie (AUF)

Cyprus

- European Association of Erasmus Coordinator (EAEC)

France

- Association Catholique des Instituts de Sciences de l'Éducation (ACISE)
- Association Internationale des Sociologues de Langue Française (AISLF)
- Association Internationale Espace Numérique Ouvert pour la Méditerranée (e-Omed)
- Conf. Int. des Doyens des Facultés de Médecine d'expression française (CIDMEF)
- Conférence de Psychologie universitaire de la FIUC (FIUCUP)
- Conférence Internationale des Formations d'Ingénieurs et Techniciens d'expression française (CITEF)
- Conférence Internationale des Responsables des Universités et Instituts Scientifiques d'expression française (CIRUISEF)
- Fédération des universités catholiques européennes (FUCE)
- Fédération internationale des traducteurs (FIT)
- Fédération internationale des universités catholiques (FIUC)
- International Association of Universities (IAU)

- Réseau International d'Ecoles doctorales en sociologie (Rédoc)
- Réseau International Francophone des Etablissements de Formation de Formateurs (RIFEFF)
- Réseau Méditerranéen des Ecoles d'Ingénieurs (RMEI)

Germany

- EtherCAT Technology Group

International

- International Organization Development Association (IODA)

Italy

- Communauté des Universités Méditerranéennes (CUM)
- Conférence Mondiale des Institutions Universitaires Catholiques de Philosophie (COMIUCAP)
- Conseil Européen pour les Langues (CEL)
- Union des Universités de la Méditerranée (UNIMED)

Jordan

- Association of Arab Universities (AARU)
- Association of Social Work at the Association of Arab Universities

Kingdom of Bahrain

- Society of Colleges of Science In Arab Universities

Lebanon

- Arab Forum for Environment and Development (AFED)
- Association of Lebanese universities

Middle East

- Conférence des Recteurs de la région du Moyen-Orient (CONFREMO)

Netherlands

- European Association for International Education (EAIE)
- International Federation of Library Associations and Institutions (IFLA)

Spain

- International Network for Quality Assurance Agencies in Higher Education (INQAAHE)

United States of America

- Advancing Quality, Global Business Education (AACSB)
- American Council on Education (ACE)
- American Institute of Architecture Students (AIAS)
- Association of Catholic Colleges and Universities (ACCU)
- Association of Collegiate Schools of Architecture (ACSA)
- Association of Governing Boards of Universities and Colleges (AGB)
- Babson Collaborative for Entrepreneurship Education
- CHEA International Quality Group
- Foundation for Global Compact
- Global Engineering Deans Council
- NAFSA
- National Career Development Association (NCDA)
- National CyberWatch Center
- Online Learning Consortium (OLC)
- Principles for Responsible Management Education (PRME)

List of Agreements

General Agreements

- Aix Marseille Université, France
- Ajman University, United Arab Emirates
- American University of Dubai (AUD), United Arab Emirates
- American University of Madaba (AUM), Jordan
- Birmingham City University, United Kingdom
- COIMBRA Group of Brazilian Universities, Brazil
- ENSTA ParisTech, France
- Family Business Consortium in the Arab Region, Morocco, Egypt, UAE, Lebanon
- Ferdowsi University of Mashhad, Iran
- International University of Languages and Media (IULM), Italy
- Istanbul Aydin University, Turkey
- Middle East Technical University (METU), Turkey
- National Autonomous University of Mexico (UNAM), Mexico
- Norwich University, United States
- Pázmány Péter Catholic University, Hungary
- Pontifical Catholic University of Goiás, Brazil
- Pontifical Catholic University of Sao Paulo, Brazil
- Russian State Social University, Russia
- Sorbonne University, France
- The John Paul II Catholic University of Lublin, Poland
- Universidad Argentina John F. Kennedy, Argentina
- Universidad Autonoma Del Caribe, Colombia
- Universidad de Huelva, Spain
- Universidad del Salvador, Argentina
- Universidad Nacional de Tres de Febrero, Argentina
- Universidade Federal de Sao Paulo, Brazil
- Università degli studi di Napoli "L'Orientale", Italy
- Università degli studi di Palermo, Italy
- Università degli Studi di Roma Tor Vergata, Italy
- Université de Fribourg, Suisse
- Université de Nîmes, France
- Université Bretagne Sud, France
- Université Catholique de l'Ouest Angers, France
- Université Catholique de Lyon (UCLy), France
- Université de Caen Normandie, France
- Université de Lausanne, Switzerland
- Université de Nîmes, France
- Université de Tours, France
- Université du Littoral Côte d'Opale, France
- Université Jean Moulin Lyon III, France
- Université Pontificale Catholique de Campinas, Brazil
- Université Saint-Denis Paris VIII, France
- University of Applied Sciences Upper Austria, Austria
- University of Cadiz, Spain
- University of Chester, England
- University of Deusto, Spain
- University of Erfurt, Germany
- University of Messina, Italy
- Vytautas Magnus University, Lithuania

Faculty of Arts and Sciences

- Aix Marseille Université, France
- Bradenburg University of Technology Cottbus-Senftenburg, Germany
- Catholic University of Applied Sciences Mainz (Mainz CUAS), Germany
- Centre International de Hautes Etudes Agronomiques Méditerranéennes - Institut Agronomique Méditerranéen de Bari (CIHEAM - IAMB), Italy
- Earth University, Costa Rica
- Ecole Nationale Supérieure des Arts Technique du Theatre ENSATT, France
- École Pratique des Hautes Études, France
- Institut La Valette, France-Institute of Alliance Plantatio, France
- Institut National des Langues et Civilisations Orientales (INALCO), France

- Institut National Polytechnique de l'Ecole Nationale Supérieure d'Agronomie de Toulouse INP-ENSAT, France
- Institut National Polytechnique Toulouse, France
- McGill University - The Royal Institution for the Advancement of Learning, Canada
- Michigan State University, United States
- New Jersey Institute of Technology, United States
- UniLaSalle Beauvais, France
- Università Pontificia Salesiana, Italy
- Université Bretagne Sud, France
- Université Catholique de Louvain (UCL), Belgium
- Université Claude Bernard Lyon 1, France
- Université de Lorraine, France
- Université de Picardie Jules Verne, France
- Université de Tours-UFR Lettres, France
- Université Grenoble Alpes, France
- Université Laval, Canada
- Université Lumière Lyon 2, France
- Université Paris 1 Panthéon Sorbonne, France
- Université Paul Valéry Montpellier III, France
- Université Polytechnique de Hauts de France, France
- Université Sorbonne Nouvelle Paris 3, France
- University for Foreigners of Sienna, Italy
- University of Ottawa, Canada
- University of Sassari, Italy
- Yes Academy, United States

School of Law and Political Sciences

- Ecole militaire Saint-Cyr Coëtquidan, France
- Francisco de Vitoria University , Spain
- Institut Catholique de Paris - ICP, France
- Institut d'Etudes Politiques de Lyon - Sciences Po Lyon , France
- Leiden Law School , Netherlands
- McKinney School of Law-Indiana University-Purdue University Indianapolis, United States
- Ordre des Avocats du Barreau de Caen, France
- Ordre des Avocats du Barreau de Paris, France
- Syracuse University College of Law, United States
- Université Catholique de l'Ouest - Association Saint-Yves, France
- Université Catholique de Louvain (UCL) , Belgium
- Université de Montpellier , France
- Université de Poitiers , France
- Université Paris 1 Panthéon Sorbonne, France
- University of Erfurt - MESH Program , Germany

USEK Library

- Chambre de Commerce Arabo-Brésilienne, Brazil

Pontifical School of Theology

- Institute of Oriental Studies of Russian Academy of Sciences , Russia
- Martin-Luther-Universität Halle-Wittenberg, Germany
- Papieski Wydział Teologiczny we Wrocławiu, Poland
- St. Ephrem Ecumenical Research Institute SEERI , India
- Université Catholique de Louvain (UCL) , Belgium

School of Architecture and Design

- Eastern Mediterranean University, Cyprus
- Ecole Nationale Supérieure d'Architecture de Paris La Villette , France
- École nationale Supérieure d'Architecture de Strasbourg (ENSAS) , France
- École Spéciale d'Architecture de Paris (ESA), France
- La Sapienza University , Italy
- Politecnico di Torino, Italy
- Roma Tre University, Italy
- Universidad La Salle , Mexico
- Università di Siena, Italy
- Université de Strasbourg, France
- Université Ibn Khaldoun , Tunisia
- Université Paris Est Créteil - Université Paris Est Marne la Vallée (UPEC-UPEM), France
- Université Paris Est Créteil (UPEC), France

- Université Paris Est Marne la Vallée (UPEM), France

USEK Business School

- Chung-Ang University, South Korea
- Cleveland State University, United States
- Ecole Supérieure des Sciences Commerciales d'Angers - ESSCA, France
- EM Normandie, France
- EM Strasbourg, France
- ESCA Business School, Morocco
- Financia Business School , France
- Francisco de Vitoria University , Spain
- George Washington University, United States
- Groupe ISCAE (Institut Supérieur de Commerce et d'Administration des Entreprises), Morocco
- Haute Ecole de Gestion de Genève, Switzerland
- HEC Montréal, Canada
- ICHEC Brussels Management School, Belgium
- KEDGE Business School, France
- Le Cordon Bleu International, Netherlands
- Université de Strasbourg, France
- Université Paris II Panthéon Assas, France
- University of Minho , Portugal
- Zagreb School of Economics and Management, Croatia

Faculty of Engineering

- Hasselt University, Belgium
- ISARA-Lyon, France
- Telecom ParisTech, France
- Università degli Studi di Napoli Federico II, Italy
- Université de Bordeaux , France
- Université de Bretagne Occidentale - UBO, France
- Université de Nantes, France
- Université de Technologie de Belfort-Montbéliard (UTBM), France
- Université de Technologie de Compiègne (UTC) , France
- Université d'Orléans, France
- Université Polytechnique de Hauts de France, France

School of Medicine and Medical Sciences

- Assistance Publique des Hôpitaux de Paris, France
- Sorbonne University - Faculty of Medicine Pierre et Marie Curie, France
- Université de Tours-UFR Médecine, France
- Université Paris Descartes, France

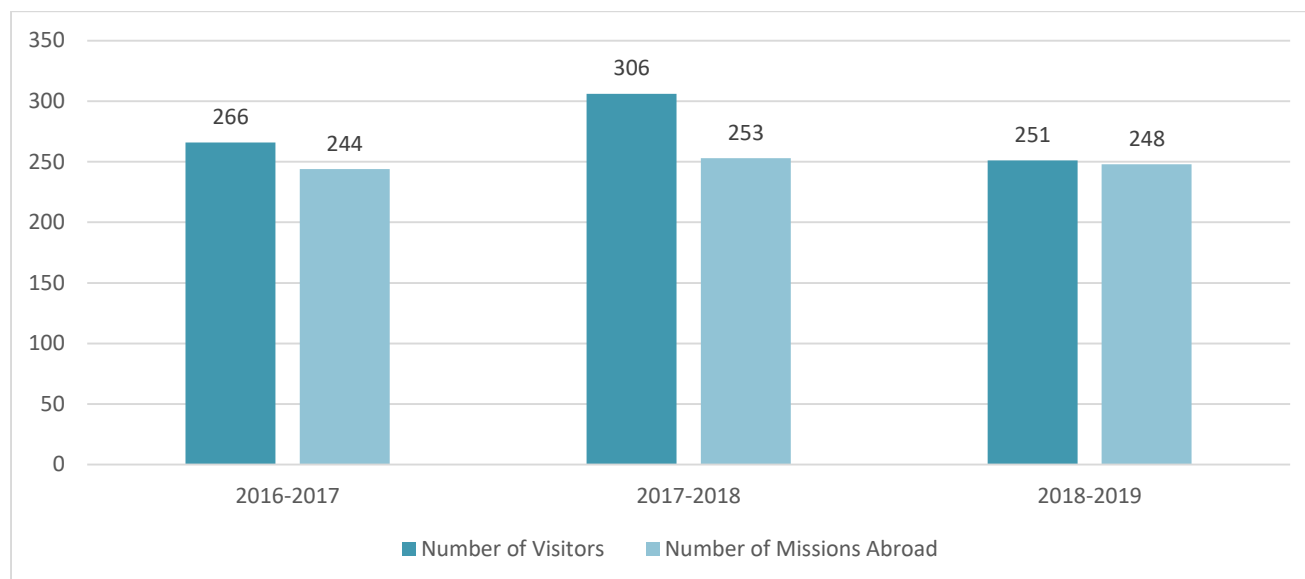
USEK Continuing Learning Center (UCLC)

- Cambridge English Language Assessment
- Le Cordon Bleu International
- Riviera Cosmetics

Agreements by Country

Country	Nb. of Agreements	%
France	58	38.9%
Italy	14	9.4%
United States	7	4.7%
Germany	5	3.4%
Brazil	5	3.4%
France	5	3.4%
Canada	4	2.7%
Spain	3	2.0%
Belgium	3	2.0%
Switzerland	3	2.0%
France	3	2.0%
Argentina	3	2.0%
United Arab Emirates	2	1.3%
United Kingdom	2	1.3%
Morocco	2	1.3%
Russia	2	1.3%
Turkey	2	1.3%
Netherlands	2	1.3%
Mexico	2	1.3%
Poland	2	1.3%
Jordan	1	0.7%
South Korea	1	0.7%
Brazil	1	0.7%
Costa Rica	1	0.7%
Cyprus	1	0.7%
Morocco, Egypt, UAE, Lebanon	1	0.7%
Iran	1	0.7%
Netherlands	1	0.7%
United States	1	0.7%
Hungary	1	0.7%
India	1	0.7%
Colombia	1	0.7%
Suisse	1	0.7%
Tunisia	1	0.7%
Austria	1	0.7%
Spain	1	0.7%
England	1	0.7%
Portugal	1	0.7%
Lithuania	1	0.7%
Croatia	1	0.7%
Total	149	100%

Staff Mobility



International Grants

Year	Framework	Title of the project	Role of USEK	Duration (months)
2015	ERASMUS+ CBHE	RESeaU Méditerranéen pour l'Employabilité (RESUME)	Partner	36
2015	ERASMUS+ CBHE	Professional Standards Framework for Excellence in Teaching and Learning in Lebanese Universities (E-TALEB)	Coordinator	36
2016	ERASMUS+ CBHE	Mediterranean Network of National Information Centres on the Recognition of Qualifications/ MERIC-Net	Partner	36
2016	ERASMUS+ CBHE	Programme Evaluation for Transparency and Recognition of Skills and Qualifications TLQAA+	Partner	36
2016	ERASMUS+ CBHE	RESCUE Refugees Education Support in mena CoUntriEs	Partner	36
2017	ERASMUS+ CBHE	StEER Leb: Student Empowerment, Engagement and Representation in Lebanese Universities	Coordinator	36
2017	ERASMUS+ Jean Monnet Activities	EUMED Module: Europe and the MENA Region: Issues and challenges in the Trans-Mediterranean relations	Coordinator	36
2017	Swiss Embassy	Syrian Refugees - Towards a Political consensus on a comprehensive national policy	Coordinator	12
2017	UK Tech Hub	Breast-On-Plat Project	Partner	36
2018	Erasmus+ Capacity Building	LEBPASS: The Lebanese Diploma Supplement	Coordinator	36
2017	Agence Universitaire de la Francophonie - Formations innovantes	Master en sciences de l'Education -Option gestion de l'Education	Coordinator	23

2017	Agence Universitaire de la Francophonie - Formations innovantes	Master Journalisme et communication en ligne	Coordinator	23
2018	Agence Universitaire de la Francophonie - Formations innovantes	Master Juriste Droit des Affaires (Université de Poitiers - USEK)	Coordinator	23
2018	USAID	Introducing up to date analytical technology (qPCR) to the olive value chain to aid detection of pathogens and to identify varieties of olive trees	Coordinator	6
2018	Hungarian Government	Churches restoration in Lebanon	Coordinator	12

Higher Center for Research

Researchers

Fr. Jean Akiki	Dr. Joseph Al Assad
Dr. Christian Al Haddad	Prof. Nehme Azoury
Dr. Reine Barbar	Fr. Ayoub Chahwan
Dr. Michel Chalhoub	Prof. Joseph Chraim
Dr. Faten El Hage	Dr. Nathalie Estephan
Dr. Walid Harb	Dr. Walid Hleihel
Prof. Mireille Issa	Dr. Hager Jarrar
Dr. Mirna Mzawak	Prof. Hoda Nehme
Prof. Naim Ouaini	Dr. Sandy Rihana
Fr. Karam Rizk	Dr. Joseph Saab
Dr. Charbel Salloum	Dr. Mario Sassine
Fr. Joseph Wakim	Prof. Norma Zakaria
Dr. Rola Zaydan	Dr. Barbar Zeghondy

HCR Partners

National

- National Council for Scientific Research
- Central Administration of Statistics
- Center for Innovation and Technology

International

- Faculty of Foreign Languages and Cultures, Department of Persian Studies and Department of Arabic Studies at the University of Strasbourg
- Laboratoire de robotique pédagogique at the Université de Montréal
- AgroParisTech
- École des mines
- École Polytechnique de Montréal
- Laboratoire Gipsa-lab, INPG
- ICMCB, University of Bordeaux
- INSA de Rennes
- INSERM, Tours
- Institut Saint-Antoine, Paris
- Saint-Gobain Isover
- Université Claude Bernard, Lyon 1
- University of Bordeaux IV
- Université de Caen
- Université de Nancy 2
- University of Poitiers

Current Projects

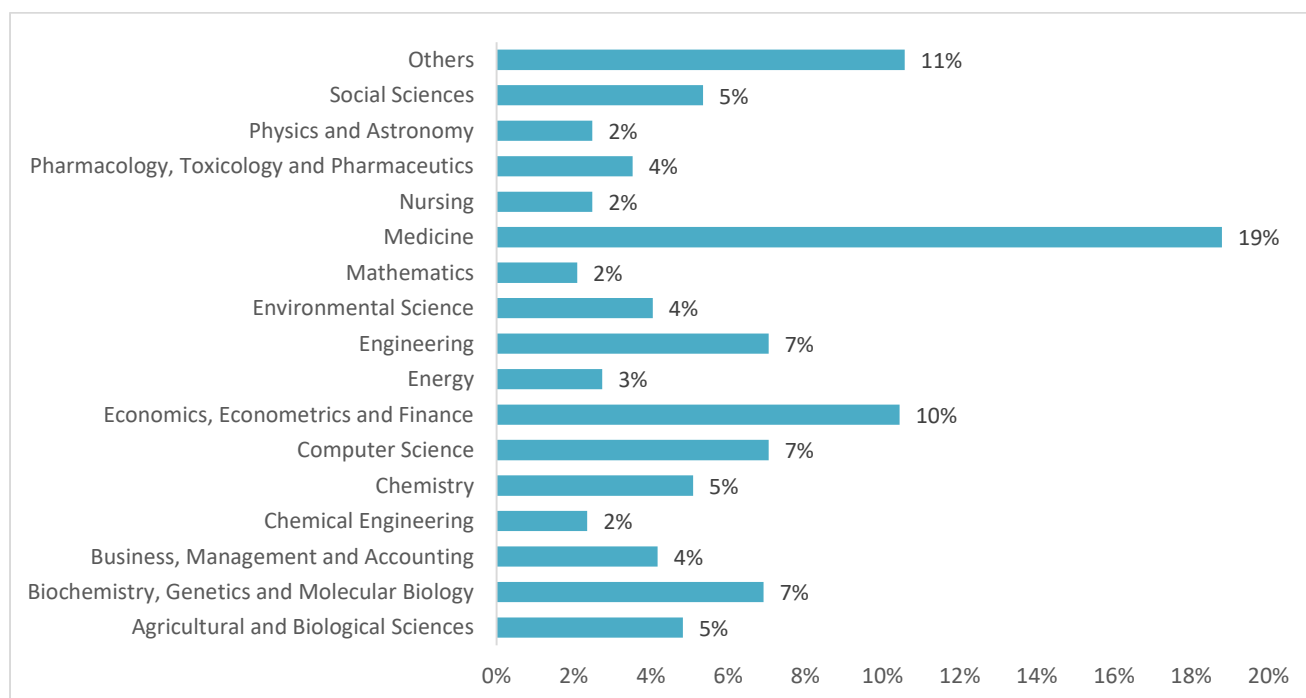
HCR Projects

Title of Research Project	Principal Investigator
Study of a Hybrid Power Station for Lighting	Joseph Al Assad
Thrombotic Microangiopathy: the Lebanese Experience	Christian Al Haddad
The Effect of Smoking on the Orientation of the Immune Response among Healthy Heavy Smokers and those Suffering from Lung Cancer	Faten El Hage
Research on the Genetic Susceptibility to Autism and the Identification of Pre-during and Postnatal Risk within Lebanese Society	Walid Hleihel
Design of a Neural Prosthesis Using Brain Computer Interface	Sandy Rihana
Design and Production of Computer Assisted Experiments for Educational Purposes	Marie-Therese Saliba
Monitoring the Evolution of Tributyltin and Risk Assessment of Environmental Contamination	Rola Zaydan
Energy Performance of Buildings: Diagnosis and Energy Audit	Barbar Zeghondy

In addition to **14** research projects in collaboration with the **National Council for Scientific Research (CNRS)**.

Fields of Research

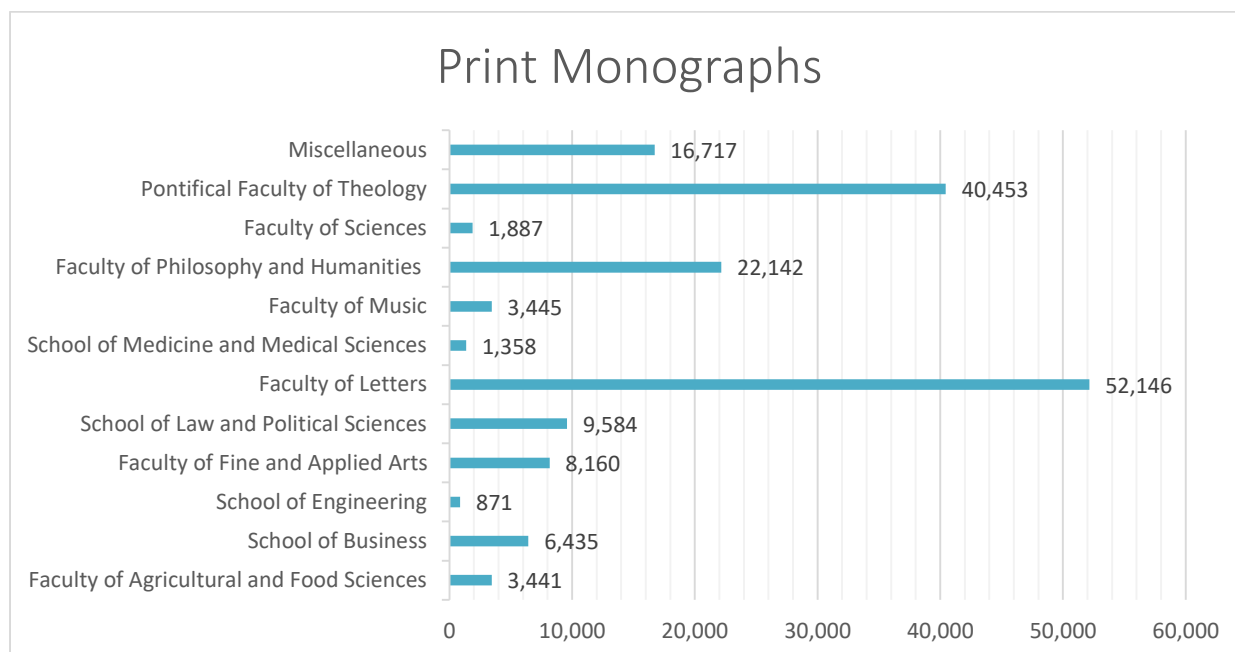
Based on publications indexed on Scopus between 2015 and 2019



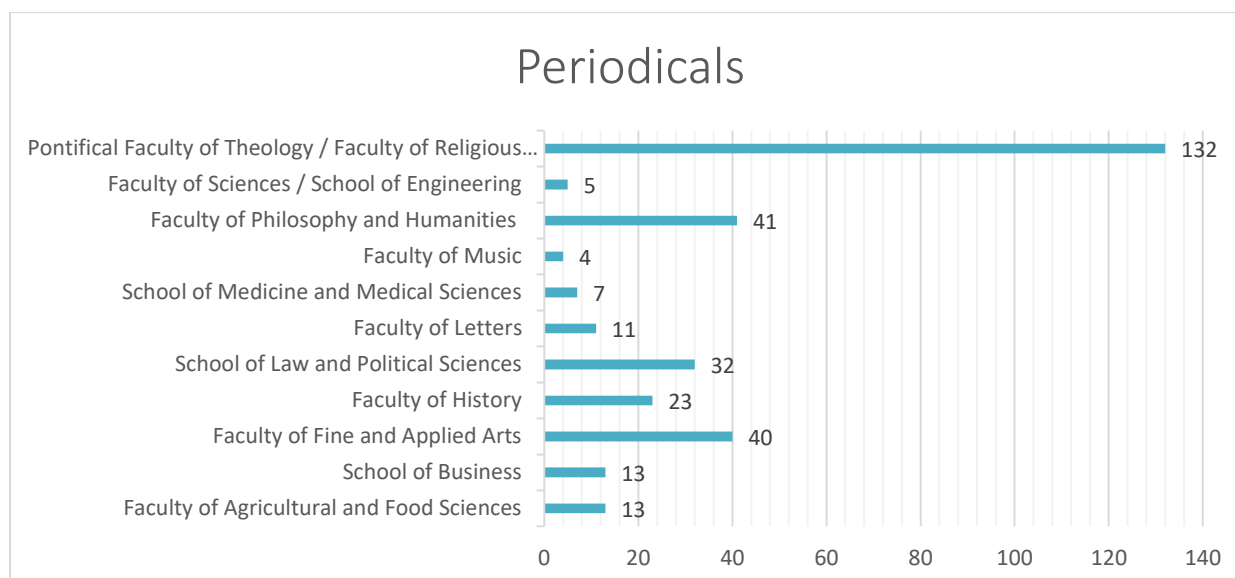
Library

Resources

Print Books by Unit



Print Periodicals by Unit



Collections

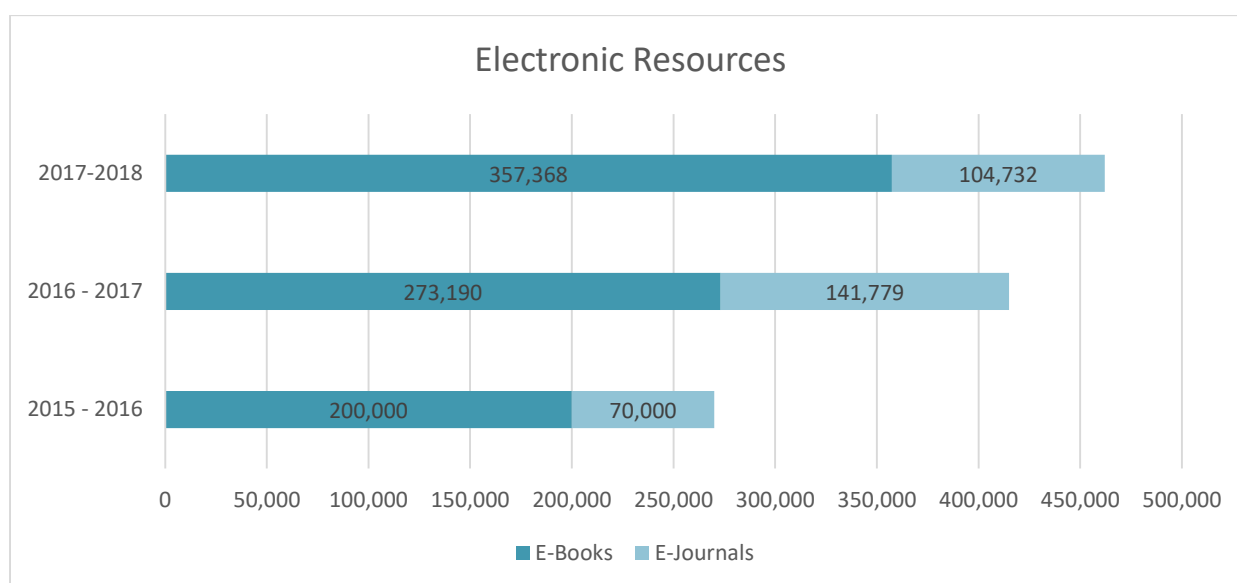
Collections	2018-2019
Print Book titles	11,103
Print Journal titles	1,650
Electronic Book titles	500
Electronic Journal titles	180,197
Database subscriptions	190
Print books added	1,302
Gift/Exchange books added	8,000

Special collections

Special Collections	2018-2019
Rare Books	4,212
Private Collections <i>(more than 24,000 items)</i>	100
Manuscripts	2,012
Maps	5
Periodicals	119
Microforms	2,887

Electronic Resources

Research databases: more than 190



Facilities

Spaces	
Nb. of Libraries	5
Reading and Study Rooms	
- Kaslik Reading Room	2
- Kaslik Study Room	3
- Chekka	1
- Zahle	1
- Rmeich	1
- Byblos	1
Digitization Labs	4

Seating capacity	
Kaslik - Reading Room 1	120
Kaslik - Reading Room 2	200
Chekka	32
Zahle	50
Rmeich	5
Byblos	60

Public workstations	
Kaslik – Reading Room 1	8
Kaslik – Reading Room 2	10
Chekka	2
Zahle	17
Byblos	60

Occupied bookshelves in linear meter	
Kaslik - Reading Room 1	175.62 m
Loft 1	46.94 m
Loft 2	70.3 m
Kaslik - Reading Room 2	965.34 m
Stacks	5500.41 m

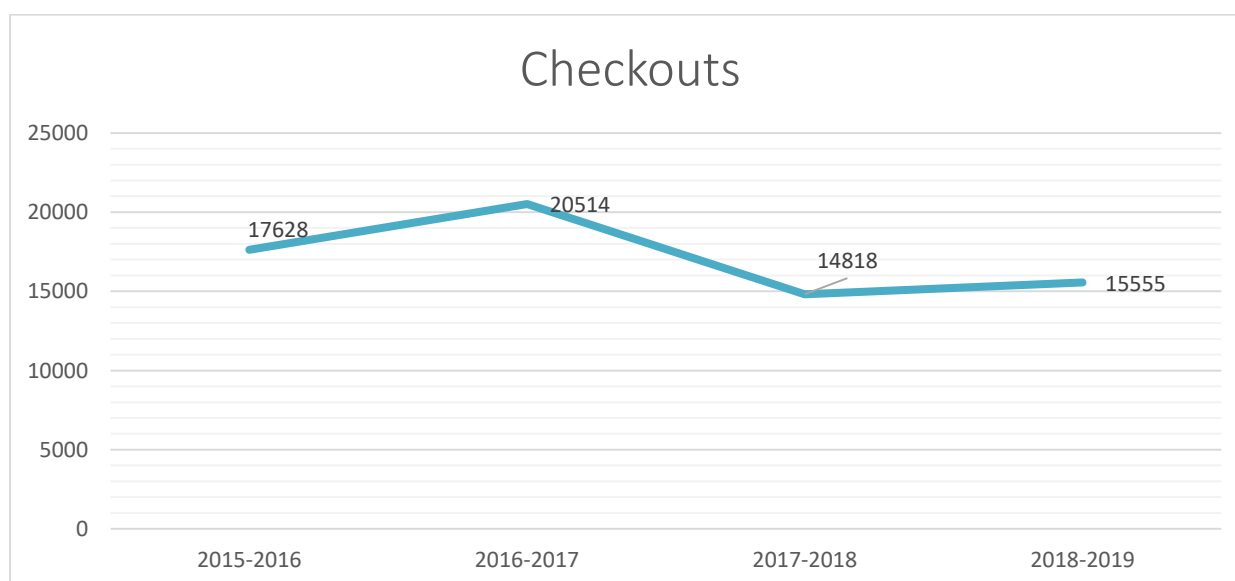
External book storage space	
Offsite storage	250 m ²
B5 storage	164 m ²

Staff

Staff	2018-2019
Professionals	18
Support Staff	16

Circulation

Checkout transactions



Inter-Library Loans (ILL)

2018-2019

- Items lent to other institutions: **25** Books and **25** Articles
- Items borrowed from other institutions: **35** Books and **99** Articles

Tours, Training and Research & Academic Support

2018-2019

- Tours: **44**
- Library instruction and training sessions: **151** sessions including **1087** participants
- Reference questions answered: **3970**
 - Basic research questions: **3740**
 - In-depth questions: **230**

Services

- 1. Borrow & Renew:** Find out what you can borrow and for how long
- 2. Borrow from Other Libraries:** Obtain materials that are not available at the USEK Library
- 3. Find Resources**
 - **Catalog:** Search for materials in the libraries with the USEK Library Catalog
 - **Research Databases:** Search a large and varied collection (article databases, ebook collections...) of electronic resources
 - **Find a title:** Use this search tool to find a book or journal
 - **SearchALL:** Search the USEK Library catalog and many of our databases simultaneously to quickly provide credible library results through a single search box
 - **Off-campus access to electronic resources:** Access online resources from anywhere off campus using your USEK username and password
- 4. Teaching Support**
 - **Course Reserve:** Place print course materials that are of high demand in reserve section
 - **Research guides:** Use for help finding discipline-specific resources;
 - **Library Instruction:** Reserve a session to instruct undergraduates and graduates on library research
 - **Library Orientation:** Schedule a tour of the Library for your class
- 5. Reserve a Study Room**
- 6. Research Support**
 - **Research appointments:** Make an appointment with a librarian for in-depth help with your research paper or assignment
 - **Research Workshops:** Join a workshop to learn about using library resources, research databases, scholarly research process, citation styles, and other topics
 - **Research guides:** Use for help finding discipline-specific resources

- **Cite your sources:** Learn how to cite your references properly
- **Avoid Plagiarism:** Tips and guidance on how to avoid plagiarisms in your research papers

7. Copy/Print/Scan

8. Suggest a Purchase

9. Organize an Exhibitions

10. Services for Alumni, Visitors and Researchers

Quality Assurance and Institutional Effectiveness Office

Mission

The Quality Assurance and Institutional Effectiveness Office (QA-IE) supports the University to achieve its mission through various initiatives such as planning, assessing and improving administrative and academic performance. The QA-IE collects and analyzes data that are disseminated for decision making and reporting purposes.

Vision

The vision of the QA-IE Office is to become a national and regional model in Quality Assurance and Institutional Effectiveness through assessment and accreditation.

Adherence to Quality Networks



European University Association ([EUA](#))

Affiliate Member *since April 2011*



International Network for Quality Assurance Agencies in Higher Education ([INQAAHE](#))

Associate Member *since 2011*



CHEA International Quality Group ([CIQG](#))

Member *since December 2012*

Signatory of the Memorandum of Affiliation *since August 2018*



Association of Governing Boards ([AGB](#))

Member *since April 2013*



Middle East and North Africa Association for Institutional Research ([MENA-AIR](#))

Member *since February 2015*

USEK Cares

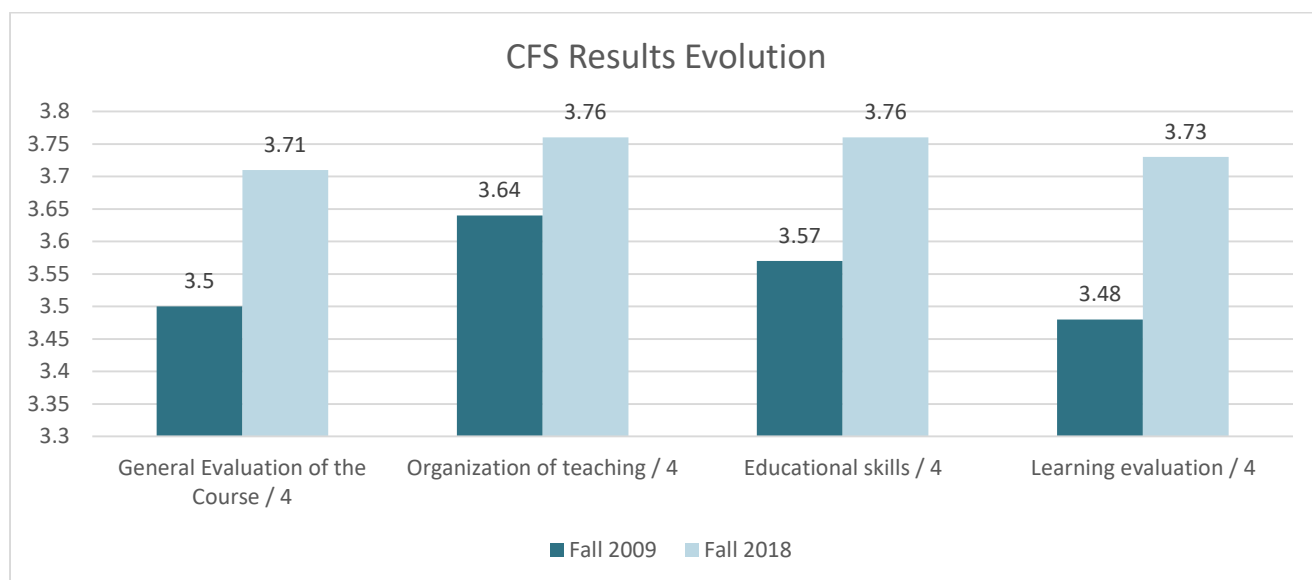
Financial Aid

- In 2019, **25%** of the total amount of tuition fees were covered by the financial aid compared to 16% in 2011
- **2801** students benefited from discounts in 2018-2019
- **6685** students spreading their tuition fees in 2018-2019
- **168** students benefited from sponsors donations in 2018-2019

Continuous Teaching and Learning Improvement

Course Feedback Survey Results

Semester	General Evaluation of the Course / 4	Organization of teaching / 4	Educational skills / 4	Learning evaluation / 4
Fall 2009	3.5	3.64	3.57	3.48
Fall 2010	3.46	3.61	3.52	3.44
Fall 2011	3.48	3.64	3.56	3.49
Fall 2012	3.65	3.69	3.71	3.68
Fall 2013	3.57	3.64	3.64	3.59
Fall 2014	3.68	3.73	3.73	3.7
Fall 2015	3.70	3.75	3.75	3.73
Fall 2016	3.69	3.69	3.69	3.72
Fall 2017	3.71	3.75	3.76	3.73
Fall 2018	3.71	3.76	3.76	3.73
Average	3.62	3.69	3.67	3.63



Welfare of people on campus

Students Participation

Campus	Fall 2012	Fall 2013	Fall 2014	Fall 2015	Fall 2016	Fall 2017	Fall 2018
Kaslik	3125	3577	5957	5694	5328	5501	5350
Chekka	243	203	199	160	116	119	81
Rmeich	112	97	62	87	59	50	35
Zahleh	243	306	401	393	343	388	284
Total	3723	4183	6620	6334	5846	6058	5750

Main factors for choosing USEK

10 Most important factors by importance degree - Fall 2018-2019

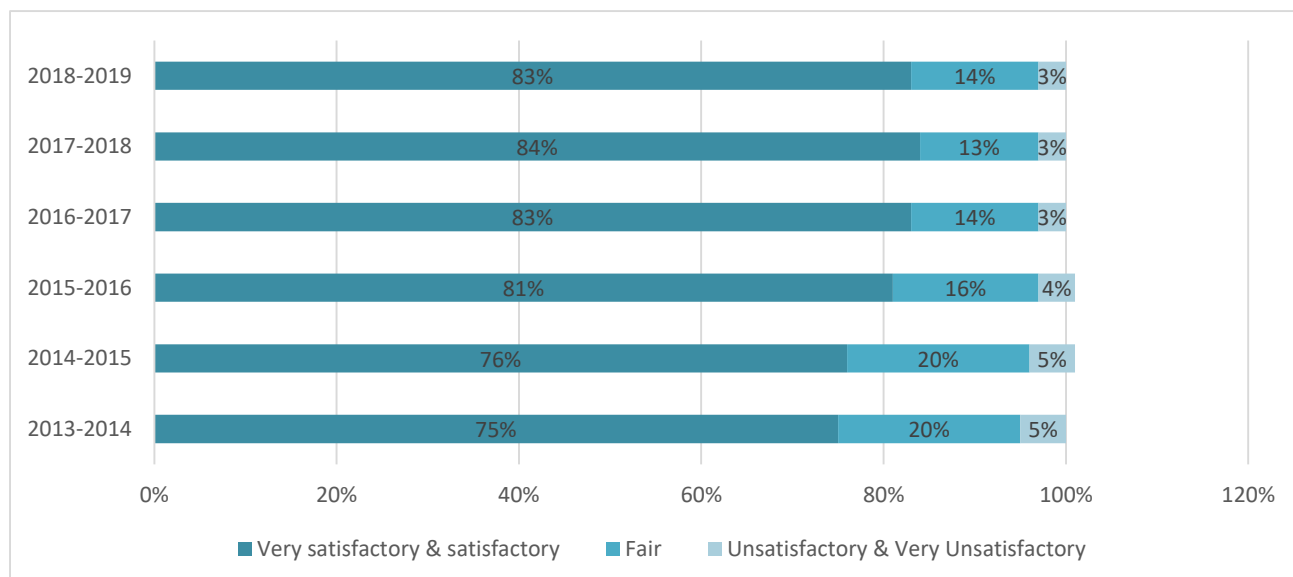
1. Diplomas recognized by the State
2. Good reputation in the quality of education
3. Trilingual university
4. Respect of diversity
5. Modern & contemporary university
6. Wide choice of educ. systems & specialization
7. Programs adapted to employment market
8. International dimension
9. Freedom of opinion and expression
10. Easy access (Location of the campus)

“Good reputation in the quality of education” increased three ranks since Fall 2015!

“Diplomas recognized by the state” number one factor for choosing USEK since 2008!

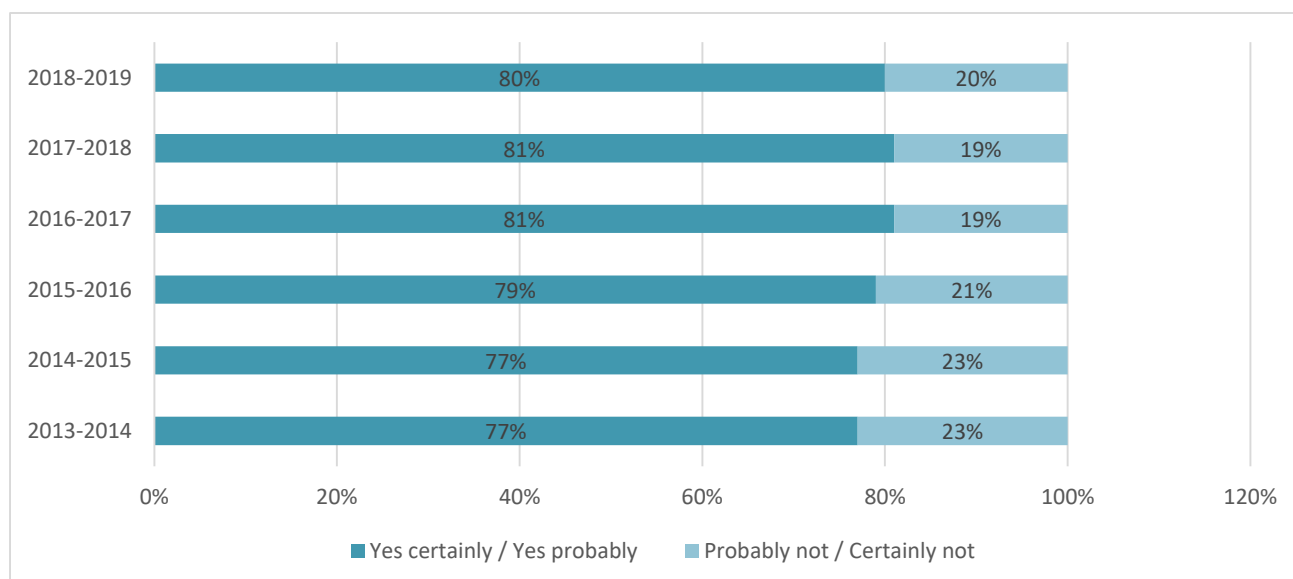
General Impression on the services at USEK

All students	2013-2014	2014-2015	2015-2016	2016-2017	2017-2018	2018-2019
Very satisfactory	29%	30%	36%	38%	40%	41%
Satisfactory	46%	46%	45%	45%	44%	42%
Fair	20%	20%	16%	14%	13%	14%
Unsatisfactory	4%	4%	3%	2%	2%	2%
Very Unsatisfactory	1%	1%	1%	1%	1%	1%



Opinion concerning taking into consideration of the answers

All students	2013-2014	2014-2015	2015-2016	2016-2017	2017-2018	2018-2019
Yes certainly / Yes probably	77%	77%	79%	81%	81%	80%
Probably not / Certainly not	23%	23%	21%	19%	19%	20%



Corporate Image

Website

Average page visitors per month (all devices): 31,778

- Visits to the website mobile version: 56%
- Visits to the website desktop version: 43%
- Visits to the website tablet version: 1%

Most Visited Pages:

1. Homepage
2. Academics
3. Promotional Offers
4. Banner Self Service Use
5. USEK eMail Use
6. Admission Test Results
7. Admissions for Undergraduate Studies
8. Calendar
9. University Fees – Undergraduate Studies 1
10. Business School

Mobile App

Downloads: 5.5k+

Geo:

- Lebanon
- International Countries (Top 3 France, UAE, Qatar)

Most Visited Sections:

- Calendar
- Transcript
- View Class Schedule
- View Accounting Info
- Web shortcuts (eLearning, myDegree, Banner, Webmail, CFS)
- View Instructor's class list
- Instructor: send email to class

Social Media

- **Facebook:** 120,263 likes
- **Twitter:** 10k Followers
- **YouTube:** 622 Subscribers
- **LinkedIn:** 18,060 Followers
- **Instagram:** 14,230 Followers

E-learning

In September 2018:

- Average of 4585 users accessing Moodle monthly
- Total of 493883 student activities / by month
- Total of 50780 instructor activities / by month

E-portfolio

In September 2019:

- 4725 users compared to 2021 users in September 2015
- 9696 pages compared to 4144 pages in September 2015

