

# Holy Spirit University of Kaslik

## Fact Book 2019-2020

Moving Forward

Hope in  
Education



E-LEARNING



Ranking

Scholarships



Student  
Satisfaction

1st in Green  
Ranking

Library



Pandemic

**Holy Spirit  
University  
of Kaslik**

Fact Book  
2019-2020



# Table of Contents

|    |  |
|----|--|
| 8  | <b>Introduction</b>  |
| 11 | <b>General Information</b>   |
| 25 | <b>Leadership</b>  |
| 37 | <b>Students</b>  |
| 38 | Applications and Admissions  |
| 44 | Registered Students  |
| 56 | Online Registration  |
| 59 | Retention and Graduation   |
| 73 | <b>Course Management</b>   |
| 74 | Variation of Number of Sections and Average of Registered Students |
| 74 | Changed Grades by Faculty/Institute                                |
| 75 | Grade Distribution   |
| 77 | <b>Faculty and Staff</b>   |
| 78 | Faculty Members by Type  |
| 78 | Distribution of Full-time Faculty Members by Degree                |
| 78 | Distribution of Full-time Faculty Members by Rank                  |
| 78 | Full-time Faculty Members Age Distribution                         |
| 79 | Full-time Faculty Members Age Distribution by Rank                 |
| 79 | Faculty Applications and Recruitment                               |

|            |  |
|------------|--|
| <b>81</b>  | <b>International Relations</b>               |
| 82         | Memberships                                  |
| 84         | Agreements                                   |
| 88         | Staff Mobility                               |
| 89         | Agreements by Country                        |
| 90         | International Grants                         |
| <b>93</b>  | <b>Higher Center for Research</b>            |
| 94         | Regional and International Calls for Awards  |
| 95         | Projects                                     |
| 97         | Webinars, Seminars, and Conferences          |
| 98         | Fields of Research                           |
| <b>101</b> | <b>Library</b>                               |
| 102        | Resources                                    |
| 106        | Facilities                                   |
| 107        | Services                                     |
| 108        | Professional Activities                      |
| <b>111</b> | <b>USEK Cares</b>                            |
| 112        | Financial Aid                                |
| 112        | Continuous Teaching and Learning             |
| 113        | Online Learning Experience - Spring 2020     |
| 114        | Welfare of People on Campus                  |
| <b>117</b> | <b>Corporate Image</b>                       |
| 118        | Social Media Insights                        |
| 120        | E-learning                                   |
| 120        | Number of Users Accessing Moodle - 2019-2020 |



## INTRODUCTION

We are pleased to provide you with the FactBook 2019-2020 of the Holy Spirit University of Kaslik

The Fact Book presents a global picture of the University, providing a snapshot of our operations and performances to both internal and external constituents. Our goal is to collect, analyze and disseminate data about various aspects of the University life. The collected data provides support for decision- making, and also plays a part in the University's strategic planning as it reflects the current status of the University, serves as a self-assessment tool, and offers important information about the proficiency of the academic programs offered at USEK.

We wish to thank our colleagues in the University departments who assisted in collecting information for this first edition FactBook. As always, we encourage all comments, suggestions and insights for future FactBooks.

Please do not hesitate to contact us at [quality@usek.edu.lb](mailto:quality@usek.edu.lb) and let us know how we can serve you better.

**USEK- Quality Assurance and Institutional Effectiveness Office**

## ABOUT THE QA-IE

### Mission

The Quality Assurance and Institutional Effectiveness Office (QA-IE) supports the University in achieving its mission through various initiatives such as planning, assessing and improving administrative and academic performance in alignment with international accreditation standards, where applicable. The QA-IE collects and analyzes data that are disseminated for decision making and reporting purposes.

### Vision

The vision of QA-IE Office is to become a national and regional model in Quality Assurance and Institutional Effectiveness through assessment and accreditation.

### Adherence to Quality Networks



2016 2017 2018 2019 2020 2021  
FACTBOOK





# GENERAL INFORMATION

- 12    **USEK Background and Mission**
- 16    **Academic Units**
- 18    **Administrative Units**
- 18    **Regional University Centers (RUC)**
- 20    **Accreditations, Evaluations, and Rankings**



## USEK Background and Mission

### Background

USEK was founded in 1938 as an independent private Catholic institution, by the Lebanese Maronite Order (hereafter referred to as the “OLM”) who have served higher education in monasteries since the 18th century. Preceding the first Lebanese Law of Higher Education, put into effect in 1961, USEK was officially certified as a private higher education institution under the new law in 1962. Since 1997, the University has adopted the North American credit system in a move toward an American-style institution to facilitate students’ credit transfer and recognition locally and abroad.

*“Be assured that the University will follow up on your journey passionately, much like a mother keeps watch from afar on her children’s achievements and waits for them should they – God forbid – encounter any emergency or failure in order to encourage them and strengthen their resolve.”*

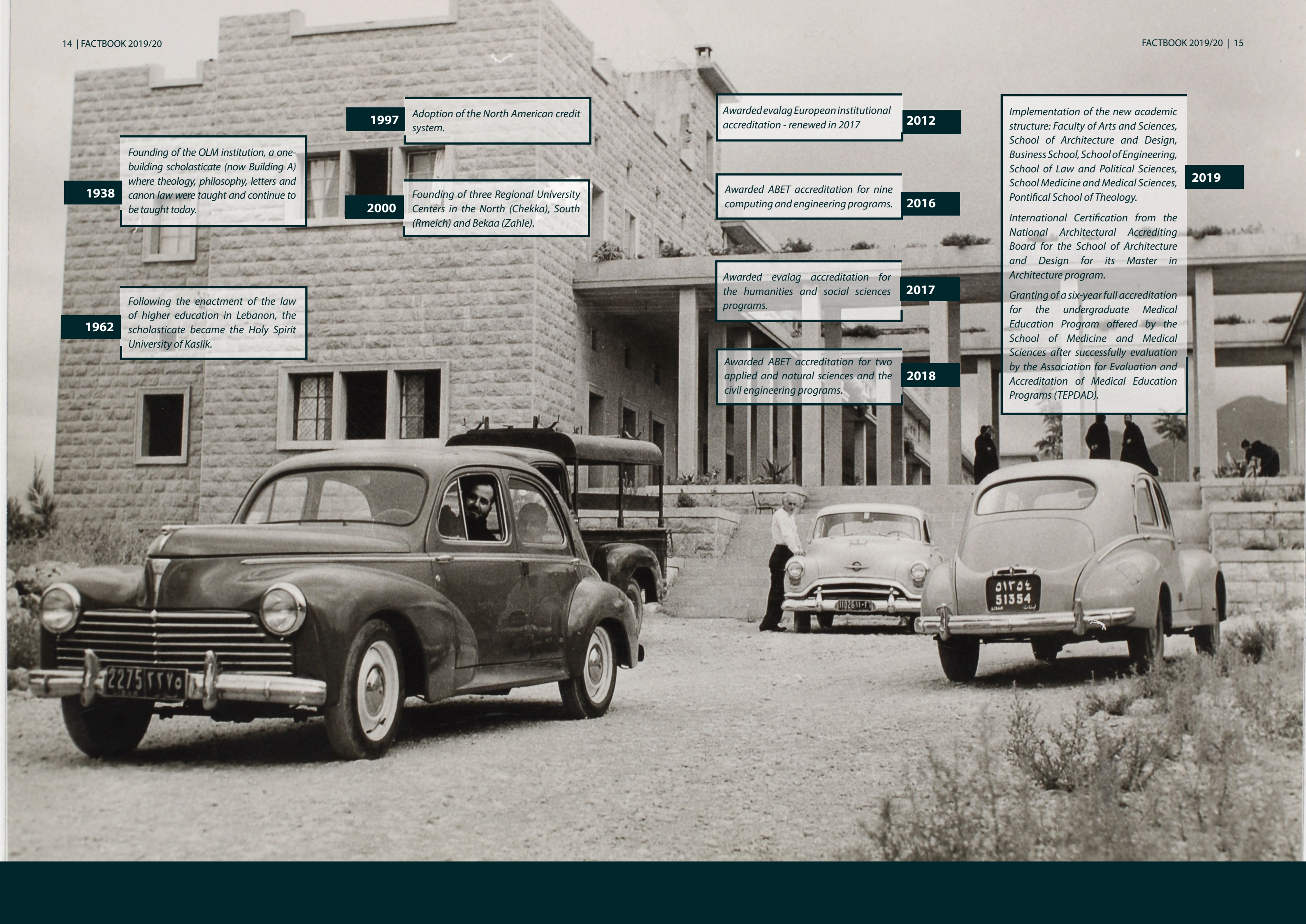
### Mission

Since its founding, USEK has sought to contribute to the development of all its students through quality educational programs and research in various fields of study. By providing a high-quality American-style education to its students, and in accordance with Article 92 of the Constitutions of the OLM (ed. 2012), and the social teaching of the Catholic Church in universities, USEK prepares future leaders for innovation, professional growth and life-long learning in Lebanon, within the Middle East, and throughout the world. USEK is committed to a faith-based educational development of its students rooted in the Catholic tradition whereby spiritual values and ethics as well as respect for cultural and religious pluralism are supported.

*Having experienced the work of our patron, the Holy Spirit, we, at USEK, are aware that today the entire world is going through challenging times, but we also know it is the right time to empower our faith and work together for the good of humanity.*







1938

Founding of the OLM institution, a one-building scholasticate (now Building A) where theology, philosophy, letters and canon law were taught and continue to be taught today.

1962

Following the enactment of the law of higher education in Lebanon, the scholasticate became the Holy Spirit University of Kaslik.

1997

Adoption of the North American credit system.

2000

Founding of three Regional University Centers in the North (Chekka), South (Rmeich) and Bekaa (Zahle).

2012

Awarded evalag European institutional accreditation - renewed in 2017

2016

Awarded ABET accreditation for nine computing and engineering programs.

2017

Awarded evalag accreditation for the humanities and social sciences programs.

2018

Awarded ABET accreditation for two applied and natural sciences and the civil engineering programs.

2019

Implementation of the new academic structure: Faculty of Arts and Sciences, School of Architecture and Design, Business School, School of Engineering, School of Law and Political Sciences, School Medicine and Medical Sciences, Pontifical School of Theology.

International Certification from the National Architectural Accrediting Board for the School of Architecture and Design for its Master in Architecture program.

Granting of a six-year full accreditation for the undergraduate Medical Education Program offered by the School of Medicine and Medical Sciences after successfully evaluation by the Association for Evaluation and Accreditation of Medical Education Programs (TEPDAD).



## Academic Units

The University has recently restructured its academic units, replacing its twelve faculties and three institutes with one faculty and six schools. A new academic structure was implemented in fall, 2020.



***USEK Schools** organize their teaching and research into individual subjects or groups of subjects, and other work is normally organized into sub-divisions called departments.*

*The following table lists the university's academic units and their timeline:*

| ACADEMIC UNITS   | FOUNDING DATES   |
|--|--|
| <b>Pontifical School of Theology</b>                             | <b>1950</b> Pontifical Faculty of Theology<br>2019 Pontifical School of Theology   |
| <b>School of Law and Political Sciences</b>                      | <b>1950</b> Canon Law<br>1988 Faculty of Law<br>2019 School of Law and Political Sciences  |
| <i>Higher Institute of Political and Administrative Sciences</i> | 2006 Affiliated to the School of Law and Political Sciences  |
| <b>Business School</b>   | <b>1966</b> Faculty of Business and Commercial Sciences<br>2018 Business School  |
| <b>School of Architecture and Design</b>                         | <b>1974</b> Faculty of Fine and Applied Arts<br>2019 School of Architecture and Design   |
| <b>School of Engineering</b>                                     | <b>2000</b> Faculty of Sciences and Computer Engineering<br>2010 Faculty of Engineering<br>2019 School of Engineering              |
| <b>School of Medicine and Medical Sciences</b>                   | <b>2001</b>  |
| <i>Higher Institute of Nursing Sciences</i>                      | 1999 Affiliated to the School of Medicine and Medical Sciences   |
| <b>Faculty of Arts and Sciences</b>                              | <b>2019</b>  |
| <i>Faculty of Philosophy and Humanities</i>                      | 1950<br>2019 Merged with the Faculty of Arts and Sciences  |
| <i>Faculty of Letters</i>  | 1950<br>2019 Merged with the Faculty of Arts and Sciences  |
| <i>School of Music and Performing Arts</i>                       | 1970 Institute of Musicology<br>1993 Faculty of Music<br>2019 Merged with the Faculty of Arts and Sciences                         |
| <i>Faculty of Agricultural and Food Sciences</i>                 | 1988<br>2019 Merged with the School of Engineering and the Faculty of Arts and Sciences  |
| <i>Faculty of Sciences</i>                                       | 2000 Faculty of Sciences and Computer Engineering<br>2010 Faculty of Sciences<br>2019 Merged with the Faculty of Arts and Sciences |
| <i>Faculty of Religious and Oriental Sciences</i>                | 1969 Institute of Liturgy<br>2011 Faculty of Religious and Oriental Studies<br>2019 Merged with the Faculty of Arts and Sciences   |
| <i>Institute of History &amp; Archeology</i>                     | 1972 Institute of History (affiliated to the Faculty of Letters)<br>2019 Merged with the Faculty of Arts and Sciences              |

Administrative Units

|   |
|---|
| Admissions Office   |
| Advancement Office  |
| Alumni Relations Office   |
| Architecture and Maintenance Office                             |
| Asher Center for Innovation and Entrepreneurship                |
| Career Services Office  |
| Campus Safety and Security Office                               |
| Communications and Events Office                                |
| Courier Service   |
| Editing Office  |
| Green Committee   |
| Human Resources - Administrative and Technical Personnel Office |
| Human Resources - Teaching Personnel Office                     |
| International Affairs Office                                    |
| Internal Audit  |
| IT Office   |
| Research Unit - Laboratories Service                            |

|  |
|--|
| Legal Affairs Office                                     |
| Library  |
| Organizational Development                               |
| Office of the Registrar                                  |
| Press Office   |
| Proctoring Office  |
| Reception  |
| Quality Assurance and Institutional Effectiveness Office |
| Social Service Office                                    |
| Sports Department  |
| Student Affairs Office                                   |
| University Book Store                                    |

|                                  |
|----------------------------------|
| University Chaplain Office       |
| USEK Counseling Center           |
| University Residence             |
| USEK Publications Office (PUSEK) |

Zahle RUC

Address: Main Highway – Zahle, Bekaa - LEBANON

E-mail : zahle@usek.edu.lb

Tel.: +961 8 932 132, +961 8 932 232

Chekka RUC

Address: El-Rahban Street– Chekka, North Lebanon - LEBANON

E-mail : chekka@usek.edu.lb

Tel.: +961 6 543 216, +961 6 543 217, +961 6 543 218

Fax : +961 6 543 219

Rmeich RUC

Address: Monastery of Our Lady of Annunciation - Rmeich, South Lebanon - LEBANON

E-mail : rmeich@usek.edu.lb

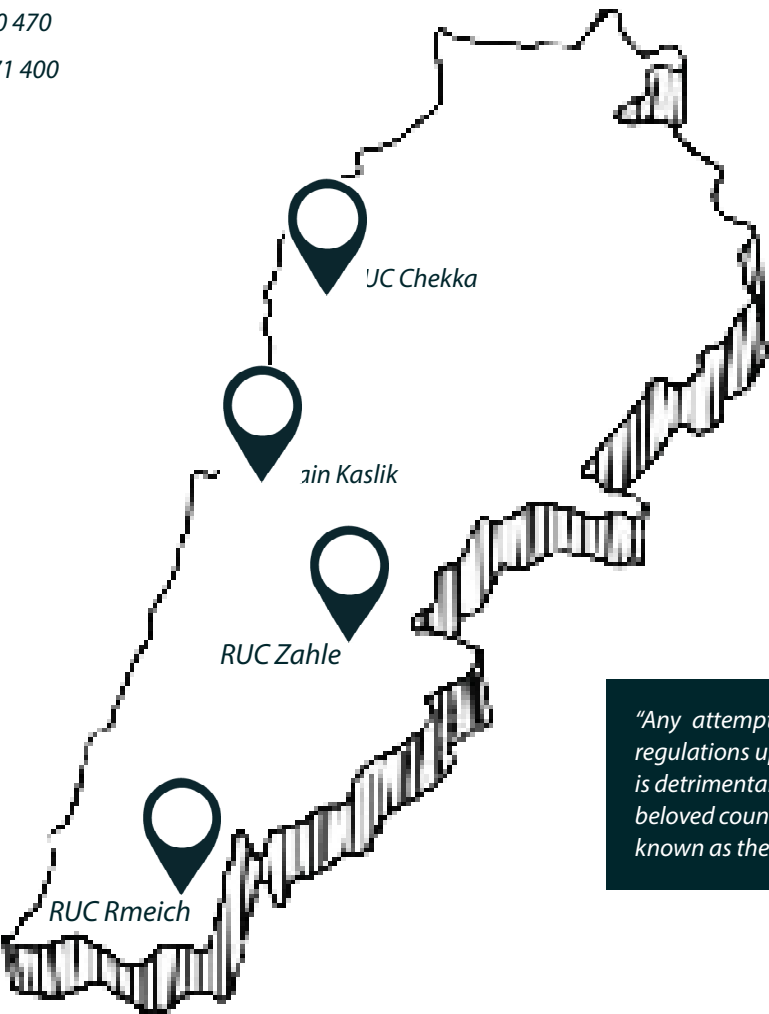
Tel.: +961 7 470 470

Fax : +961 7 471 400

Regional University Centers (RUC)

| 3 Regional University Centers         |
|---------------------------------------|
| RUC Zahle located in the Bekaa Valley |
| RUC Chekka located in the North       |
| RUC Rmeich located in the South       |

| Founding dates |
|----------------|
| 2000           |
| 2000           |
| 2000           |



“Any attempt to impose certain visions and regulations upon higher education institutions is detrimental to the vitality of this sector in our beloved country Lebanon, which has long been known as the ‘University of the East.’ ”



## Accreditations, Evaluations and Rankings

### Institutional Evaluation Program

In September 2009, USEK completed the Institutional Evaluation Program conducted by the European Association of Universities (EUA) and became the first university in the Middle East to conduct such an evaluation program.



*The Institutional Evaluation Programme (IEP) is an independent membership service of the European University Association (EUA), the representative organization of universities and national rectors' conferences in 47 European countries.*

### evalag European Institutional Accreditation 2012-2021

The European Institutional Accreditation was initially granted to USEK in December 2012 for a five-year period, and was renewed for an additional five years in June 2017 by the Accreditation Commission of evalag.



*evalag EVALUATIONSAGENTUR BADEN – WÜRTTEMBERG. evalag is an active member of ENQA (European Association for Quality Assurance in Higher Education), EQAR (European Quality Assurance Register), CEENQA (Central and Eastern European Network of Quality Assurance Agencies in Higher Education), DeGEval (Gesellschaft für Evaluation e.V., German Evaluation Society), and INQAAHE (International Network for Quality Assurance Agencies in Higher Education).*

### MATRIX Accreditation for Student Support Services

USEK became the first university in Lebanon and the region to gain accreditation for its student support services, which aims to ensure its commitment to offer high quality services to its students for their welfare on campus, and ultimately for supporting them in their learning, career and life goals.



*The matrix standard is a unique quality standard established in the UK as a means for organizations to assess and measure their advice and support services, which ultimately sustain individuals in their choice of career, learning, work and life goals.*

## Accredited Programs

### Applied and Natural Sciences

Two science programs have been accredited by the Applied and Natural Science Accreditation Commission of ABET (<http://www.abet.org>), the global accreditor of college and university programs in applied science, computing, engineering, and engineering technology. The accredited programs are:

#### Faculty of Arts and Sciences:

- Actuarial and Financial Mathematics (BS)

#### School of Medicine and Medical Sciences:

- Nursing Sciences (BS)



### Computing Programs

Two computing programs are accredited by the Computing Accreditation Commission of ABET (<http://www.abet.org>), the global accreditor of college and university programs in applied science, computing, engineering, and engineering technology. The accredited programs are:

#### Faculty of Arts and Sciences:

- Computer Science (BS)
- Information Technology (BS)



### Engineering Programs

Seven engineering programs are accredited by the Engineering Accreditation Commission of ABET (<http://www.abet.org>), the global accreditor of college and university programs in applied science, computing, engineering, and engineering technology. The accredited programs are:

#### School of Engineering:

- Agricultural Engineering (Engineering Diploma)
- Biomedical Engineering (BE)
- Chemical Engineering (BE)
- Civil Engineering (BE)
- Computer Engineering (BE)
- Electrical and Electronics Engineering (BE)
- Mechanical Engineering (BE)
- Telecommunications Engineering (BE)



*To know more about ABET accreditation, please click on the following link:*

<https://www.abet.org/accreditation/what-is-accreditation/why-abet-accreditation-matters/>

Architecture Program

The term “International Certification” identifies a program as comparable in educational outcomes in all significant aspects to a program accredited by the NAAB in the United States and indicates that it provides an educational experience meeting acceptable standards, even though such program may differ in format or method of delivery.



NAAB International Certification is valid for six years beginning 1 January of the year in which the final visit (Visit 3) took place. In order to maintain the designation, the program must be visited again in the sixth year of the designation.

Schools with programs identified as holding NAAB International Certification are not formally “accredited” as that term is used with reference to programs in the United States and may not refer to their programs as “accredited” by NAAB. However, students who graduate from internationally certified programs are able to apply for individualized review of their credentials on an expedited basis for purposes of the Educational Evaluation Services for Architects program administered by the NAAB on behalf of the National Council of Architectural Registration Boards.

The Holy Spirit University of Kaslik, School of Architecture and Design received the International Certification designation from the National Architectural Accrediting Board in 2019 for the following professional degree program: Master in Architecture degree (193 semester credit hours)

Social Sciences and Humanities

In June 2017, eight Social Sciences and Humanities programs received the International Accreditation by the Accreditation Commission of evalag, EVALUATIONSAGENTUR BADEN-WÜRTTEMBERG <http://www.evalag.de>, known as a center of competence for quality assurance and enhancement and a source of support for higher education institutions and other scientific institutions, with commitment for good quality in teaching and learning, research and other services.

School of Arts and Sciences:

- Education - Basic Education (BA)
- History (BA)
- Journalism and Communication (BA)
- Language and Literature (BA)
- Modern Languages and Translation (BA)
- Philosophy (BA)
- Psychology (BA)
- Social Sciences (BA)



Medical Education

In 2019, the undergraduate medical education program offered by the school of medicine and medical sciences was granted full accreditation for six years, effective from January 2019 until December 2024, after being successfully evaluated by the Association for Evaluation and Accreditation of Medical Education Programs (TEPDAD).

This recent success follows the Basic Medical Education: World Federation for Medical Education (WFME) Global Standards for Quality Improvement awarded in 2015.



TEPDAD is recognized by the World Federation for Medical Education (WFME) and the Lebanese Ministry of Higher Education as an accrediting agency for medical education.

Rankings

- \* Ranked number 1 University in Lebanon, number 3 University in the Arab World and number 116 Worldwide according to UI GreenMetric World University Ranking.
- \* Ranked number 30 in the Arab Region according to QS Arab University Rankings 2020.
- \* Ranked among the top 650 universities in the world according to QS World University Rankings 2020.
- \* Ranked 2nd Best University in Lebanon according to SCImago Institutions Rankings (SIR).





## LEADERSHIP

- 26 Board of Trustees
- 28 President
- 30 Former Presidents
- 32 Academic and Research Council



## Board of Trustees

In alphabetical order



**Mr. Elias Nassif Abou-Fadel**  
Managing Partner, BD Consult



**Dr. George Altirs**  
Chair of USEK BOT  
President and CEO of Capelli NY



**Sister Therese Antone, RSM**  
Chancellor of Salve Regina University



**Father Dr. Talal Hachem**  
President of The Holy Spirit  
University of Kaslik



**Mr. Ziad Hayek**  
Secretary General of the  
Leb. Higher Council for Privatization



**Mr. Shadi Antoine Karam**  
Senior Advisor to the Prime  
Minister of Lebanon



**Dr. Anthony Asher**  
Chairman of Weston Inc



**Elias Ayoub, M.D.**  
Otolaryngology, U.S.A



**Mr. Fady Chamoun**  
Vice-Chair of USEK BOT. President and CEO  
of Seasoned Brand LLC, U.S.A.



**Father Professor Hady Mahfouz**  
OLM Second Assistant General



**Thomas Sabbagh, Ph.D.**  
Prof. of Management & Leadership.  
Academic Assessment Expert



**Joseph Saliba, Ph.D.**  
Prof. of Engineering and former Provost,  
University of Dayton



**William Bill Clements, Ph.D.**  
Vice-President and Dean  
of Norwich University



**Bassam M. Deeb, Ph.D.**  
Secretary of USEK BOT  
President of Trocaire College



**Dr. Claudia Fritsche**  
Former Ambassador



**Ms. Moni Sfeir**  
Consultant and Legal Advisor



**Dr. Salim Sfeir**  
Chairman and CEO Bank of Beirut

*"If we were to make a list of USEK strengths, it would be a long one, but number one would be its outstanding faculty, with more than 90% holding the highest degree attainable in their field. They are dynamic, committed and, most importantly, dedicated to their students; and trust me I have been here long enough to know."*

***"I am confident through our mission, our vision and our strategic plans, we will meet this challenge!"***

*"The approach USEK has been adopting is based on a clear, transparent and open communication with the members of its community. Every time the circumstances change, we start again and reach out to our entire community to prepare the ground for the expected change."*

***"Our research agenda ought to reflect who we are and where we stand as for a higher education institution."***

*"Working both behind the scenes and on the front lines is a remarkable group of committed administrators and staff who make everything we do possible."*



**Father Dr. Talal Hachem**  
President of The Holy Spirit University of Kaslik

## President

Reverend Father Talal Hachem, born in Hasbaya in 1970, graduated with a bachelor degree in Theology from the Holy Spirit University of Kaslik in 1998. In 2002 he obtained a bachelor degree in Law followed by a Master's degree in Canon Law in 2004, both from the University of Strasbourg in France. He completed his PhD in Canon Law in Ottawa, Canada in 2009 with a thesis in Oriental Law entitled "The juridical situation of the Maronite community in Montreal." In 2012, he decided to top-up his education with an MBA degree from HEC Montreal.

Father Hachem has held numerous positions on both the national and international levels. In Dakar, Senegal, he served as Director of School Notre Dame de Liban from 1998 until 1999. In Suresnes, France, he served as Director of the Arabic School and the Spiritual Center for the Lebanese Community from 1999 until 2000. Then, between 2004 and 2010, he was the Superior of the Monastery of Saint Anthony the Great in Montreal, Canada.

In 2010, he came back to Lebanon and served as Superior of the Monastery and Saint Antoine Hospital in Beit Chabab, Lebanon until 2013. Father Hachem has also held several key academic positions at USEK. In 2013, he was appointed Dean of the School of Law, then Vice President for Community Life in 2016. In 2019 he was appointed President of the University.



Former Presidents



**Father Talal Hachem**  
2019- present




**Father Georges Hobeika**  
2016-2019



**Father Hady Mahfouz**  
2007-2016



**Father Jean Tabet**  
1980-1986



**Father Pierre Azzi**  
1964-1968  
1974-1980




**Father Antoine Al Ahmar**  
2004-2007



**Father Karam Rizk**  
2001-2004



**Father Joseph Mouannes**  
1998-2001



**Father Etienne Sacre**  
1968-1974



**Father Geroges Abou Saber**  
1961-1964



**Father Antoine Khalife**  
1995-1998



**Father Elias Khalife**  
1992-1995



**Father Louis Hage**  
1986-1992

*Unique among universities in Lebanon, USEK was the first university to be established by Lebanese citizens, in this case by the Lebanese Maronite Order monks, who have been placing their values in education since the 7th century.*


*From the onset, the University has kept its momentum, expanding while remaining true to its all-inclusive and non-elitist Christian humanism, which runs through the teaching we deliver. Our real-world university education is grounded in our commitment to strong governance and management, learning and teaching assessment, student well-being, and support of our workforce based on the principles of valuing community, intellectual curiosity, tradition and innovation, and high performance.*



## Academic and Research Council




**Father  
Doctor Talal Hachem**  
President of the Holy Spirit  
University of Kaslik



**Father  
Doctor Elias Hanna**  
Senior Vice President



**Father  
Doctor Toni Eid**  
Vice President for  
Community Life



**Father  
Doctor Georges Azzi**  
Vice President for Finance



**Father  
Doctor Elias Jamhoury**  
Dean of the Pontifical  
Faculty of Theology



**Doctor Paul Zgheib**  
Dean of the School of  
Architecture and Design



**Doctor Danielle Khalifé**  
Dean of the USEK  
Business School



**Doctor Joseph Al Assad**  
Dean of the School  
of Engineering



**Doctor Barbar Zeghondy**  
Provost



**Professor Nehme Azoury**  
Deputy President for Corporate and  
Employment Affairs



**Mr. Khalil Abboud**  
Deputy President for  
Organizational Development



**Doctor Hanna Mattar**  
Dean of the School of  
Medicine and Medical Sciences



**Mr. Pascal Damien**  
Associate Dean of the  
Faculty of Arts and Sciences



**Professor Joesph Saab**  
Dean of the Doctoral College



**Doctor Céline Baaklini**  
Deputy President for Students



**Rima Mattar**  
Deputy President for International Affairs &  
Global Initiatives



**Doctor Samar Azzi**  
Faculty Member



**Father  
Doctor Joseph Moukarzel**  
Main Librarian



**Doctor Ghada Karam**  
Faculty Member



## COVID-19

### - WHAT IS IT -

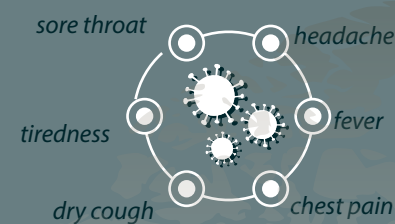
Coronavirus disease (COVID-19) is an infectious disease caused by a newly discovered coronavirus.



### - SYMPTOMS -

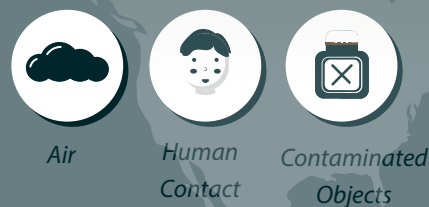
COVID-19 affects different people in different ways. Most infected people will develop mild to moderate illness and recover without hospitalization.

*fever - dry cough - tiredness - aches and pains - sore throat- diarrhoea - conjunctivitis - headache - loss of taste or smell - difficulty breathing - chest pain or pressure - loss of speech or movement.*



### - TRANSMISSION -

The COVID-19 virus spreads primarily through droplets of saliva or discharge from the nose when an infected person coughs or sneezes, so it's important that you also practice respiratory etiquette.



### - PREVENTION -

To prevent infection and to slow transmission of COVID-19, do the following:

- Wash your hands regularly with soap and water, or clean them with alcohol-based hand rub.
- Maintain at least 1 metre distance between you and people coughing or sneezing.
- Avoid touching your face.
- Cover your mouth and nose when coughing or sneezing.
- Stay home if you feel unwell.
- Refrain from smoking and other activities that weaken the lungs.



The University continuously seeks to ensure the well-being of all its students. You can schedule remote counseling support services with the University Counseling Center (UCC) by sending an email to [ucc@usek.edu.lb](mailto:ucc@usek.edu.lb)

The University Council and the Crisis Management Committee are meeting regularly to oversee and monitor the situation while closely coordinating with the Ministry of Public Health and following the guidelines set by the Ministry of Education and Higher Education.

Classes that require on-campus attendance are scheduled in large classrooms, with 50% capacity. Physical distancing is enforced, and the instructor has the right to ask students to leave if they are not wearing their face masks properly.

USEK is committed to build a diverse and inclusive community. If you are a student/candidate with a disability or health problem, please provide us with the necessary details which allow us to offer you the required support services you need.

*"Unity is strength. . . when there is teamwork and collaboration, wonderful things can be achieved."* Mattie Stepanek

We started our academic year in Lebanon with a revolution that has been pinpointing the sharp economic, political, ethical and social crisis in which Lebanon is immersed. This sharp crisis, worsened by the coronavirus global pandemic, has affected every aspect of our life and led us to rethink our approaches, our behavior and our perception of all matters of life. Yet, we must admit that this same crisis enabled us to develop new models, realign our priorities and prepare for a post-coronavirus world not in isolation but rather in collaboration.

**STOP**  
coronavirus

USEK





# STUDENTS

- 38 Applications and Admissions
- 44 Registered Students
- 56 Online Registration
- 59 Retention and Graduation



# Applications and Admissions

In Fall 2019-2020, USEK received 2083 applicants, out of which 1873 were accepted and 1424 students were enrolled.

According to USEK admission policy, an applicant can select up to three majors.



## Applications by Academic Unit

Fall 2019-2020

| Faculty/School                          | Received Applications | Accepted Applications | Acceptance Rate* | Enrolled Applicants | Yield Rate** |
|---|-----------------------|-----------------------|------------------|---------------------|--------------|
| Faculty of Arts and Sciences            | 777                   | 706                   | 91%              | 362                 | 51%          |
| School of Music and Performing Arts     | 45                    | 42                    | 93%              | 28                  | 67%          |
| Pontifical Faculty of Theology          | 46                    | 39                    | 85%              | 33                  | 85%          |
| School of Architecture and Design       | 475                   | 431                   | 91%              | 274                 | 64%          |
| Business School                         | 657                   | 585                   | 89%              | 282                 | 48%          |
| School of Law and Political Sciences    | 250                   | 233                   | 93%              | 137                 | 59%          |
| School of Engineering                   | 543                   | 374                   | 69%              | 178                 | 48%          |
| School of Medicine and Medical Sciences | 405                   | 172                   | 42%              | 146                 | 85%          |
| Total                                   | 3198                  | 2582                  | 81%              | 1440                | 56%          |

## Applications by Unit

| Level         | Received Applications | Accepted Applications | Acceptance Rate* | Enrolled Applicants | Yield Rate** |
|---------------|-----------------------|-----------------------|------------------|---------------------|--------------|
| Undergraduate | 2513                  | 2071                  | 82%              | 1015                | 49%          |
| Graduate      | 2509                  | 464                   | 91%              | 380                 | 82%          |
| Doctoral      | 176                   | 47                    | 28%              | 45                  | 96%          |
| Total         | 3198                  | 2582                  | 81%              | 1440                | 56%          |

\* The acceptance rate is the percentage of accepted applications compared to the number of received applications

\*\* The yield rate is the percentage of applicants who enrolled compared to the number of accepted applications.

Applications by Program

| Program   | Received Applications | Accepted Applications | Enrolled Applicants |
|---|-----------------------|-----------------------|---------------------|
| Faculty of Arts and Sciences  |                       |                       |                     |
| Freshman Program  | 18                    | 16                    | 12                  |
| Bachelor of Arts in Arabic Language and Literature                                  | 8                     | 7                     | 7                   |
| Bachelor of Arts in Cinema and Television   | 35                    | 29                    | 19                  |
| Bachelor of Arts in Conservation, Restoration of Cultural Properties and Sacred Art | 5                     | 4                     | 3                   |
| Bachelor of Arts in Education   | 20                    | 18                    | 10                  |
| Bachelor of Arts in English Language and Literature                                 | 11                    | 10                    | 6                   |
| Bachelor of Arts in French Language and Literature                                  | 3                     | 3                     | 3                   |
| Bachelor of Arts in History   | 5                     | 5                     | 2                   |
| Bachelor of Arts in Journalism and Communication                                    | 10                    | 10                    | 5                   |
| Bachelor of Arts in Modern Languages and Translation                                | 47                    | 42                    | 21                  |
| Bachelor of Arts in Philosophy  | 1                     | 1                     |                     |
| Bachelor of Arts in Psychology  | 74                    | 73                    | 19                  |
| Bachelor of Arts in Religious and Pastoral Education                                | 1                     | 1                     |                     |
| Bachelor of Arts in Social Sciences   | 14                    | 14                    | 6                   |
| Bachelor of Science in Actuarial and Financial Mathematics                          | 29                    | 26                    | 14                  |
| Bachelor of Science in Biochemistry   | 80                    | 74                    | 25                  |
| Bachelor of Science in Biology  | 99                    | 93                    | 33                  |
| Bachelor of Science in Chemistry  | 5                     | 5                     | 2                   |
| Bachelor of Science in Computer Science   | 79                    | 71                    | 36                  |
| Bachelor of Science in Human Nutrition and Dietetics                                | 77                    | 65                    | 32                  |
| Bachelor of Science in Information Technology                                       | 14                    | 14                    | 6                   |
| Diploma in Interpretation   | 4                     | 3                     | 3                   |
| Master of Arts in Arabic Language and Literature                                    | 4                     | 4                     | 2                   |
| Master of Arts in Cinema and Television   | 3                     | 3                     | 3                   |
| Master of Arts in Conservation, Restoration of Cultural Properties and Sacred Art   | 1                     |                       |                     |
| Master of Arts in Education   | 21                    | 21                    | 13                  |

|  |     |     |     |
|--|-----|-----|-----|
| Master of Arts in English Language and Literature          | 1   | 1   | 1   |
| Master of Arts in French Language and Literature           | 2   | 2   |     |
| Master of Arts in History                                  | 3   | 1   | 1   |
| Master of Arts in Intervention and Social Work             | 1   | 1   | 1   |
| Master of Arts in Journalism and Communication             | 16  | 16  | 16  |
| Master of Arts in Psychology                               | 16  | 16  | 16  |
| Master of Arts in Translation                              | 10  | 9   | 7   |
| Master of Science in Actuarial and Financial Mathematics   | 1   | 1   | 1   |
| Master of Science in Biochemistry                          | 9   | 9   | 6   |
| Master of Science in Biology                               | 8   | 8   | 7   |
| Master of Science in Computer Science                      | 1   | 1   | 1   |
| Master of Science in Cybersecurity and Cyberdefense        | 5   | 5   | 4   |
| Master of Science in Environmental Technologies            | 1   |     |     |
| Master of Science in Neuroscience and Biotechnology        | 3   | 2   | 2   |
| Master of Science in Nutrition                             | 11  | 11  | 11  |
| Teaching Diploma in Education                              | 13  | 13  | 10  |
| PhD in Agriculture and Food Sciences                       | 4   | 2   | 2   |
| PhD in Arabic Language and Literature                      | 1   | 1   | 1   |
| PhD in Chemistry   | 3   | 1   | 1   |
| PhD in Education Sciences                                  | 1   | 1   | 1   |
| PhD in French Language and Literature                      | 1   | 1   | 1   |
| PhD in History   | 3   | 3   | 3   |
| PhD in Language Sciences - Traductology                    | 2   | 2   | 2   |
| PhD in Life and Earth Sciences                             | 7   | 1   | 1   |
| PhD in Psychology  | 1   | 1   | 1   |
| Faculty of Arts and Sciences Total                         | 777 | 706 | 362 |
| School of Music and Performing Arts                        |     |     |     |
| Bachelor of Arts in Higher and Specialized Music Education | 2   | 2   | 2   |
| Bachelor of Arts in Music                                  | 28  | 27  | 16  |
| Bachelor of Arts in Performing Arts                        | 5   | 3   | 1   |

|  |     |     |     |
|--|-----|-----|-----|
| Master of Arts in Music                                | 6   | 6   | 5   |
| Master of Arts in Performing Arts                      | 3   | 3   | 3   |
| PHD in Music   | 1   | 1   | 1   |
| School of Music and Performing Arts Total              | 45  | 42  | 28  |
| Pontifical Faculty of Theology                         |     |     |     |
| Bachelor of Arts in Theology                           | 38  | 32  | 30  |
| Master of Arts in Theology                             | 6   | 6   | 2   |
| PhD in Theology  | 2   | 1   | 1   |
| Pontifical Faculty of Theology Total                   | 46  | 39  | 33  |
| School of Architecture and Design                      |     |     |     |
| Bachelor of Arts in Communication and Visual Arts      | 67  | 65  | 30  |
| Bachelor of Arts in Design and Applied Arts            | 83  | 78  | 38  |
| Bachelor of Arts in Digital Media                      | 24  | 16  | 10  |
| Bachelor of Science in Architectural Studies           | 150 | 127 | 72  |
| Master in Architecture                                 | 110 | 108 | 94  |
| Master in Interior Architecture                        | 28  | 26  | 20  |
| Master of Arts in Communication and Visual Arts        | 4   | 3   | 3   |
| Master of Arts in Contemporary Arts                    | 9   | 8   | 7   |
| School of Architecture and Design Total                | 475 | 431 | 274 |
| Business School  |     |     |     |
| Bachelor of Business Administration                    | 545 | 494 | 215 |
| Master of Business Administration                      | 108 | 89  | 65  |
| PHD in Business Administration                         | 4   | 2   | 2   |
| USEK Business School Total                             | 657 | 585 | 282 |
| School of Law and Political Sciences                   |     |     |     |
| Bachelor of Arts in International Relations            | 9   | 9   | 3   |
| Bachelor of Arts in Political Sciences                 | 21  | 21  | 11  |
| Law Degree   | 162 | 158 | 88  |
| Master of Arts in Criminology                          | 5   | 4   | 3   |
| Master of Arts in Diplomacy and International Security | 8   | 8   | 6   |
| Master of Arts in Middle Eastern Studies               | 3   | 3   | 2   |

|  |     |     |     |
|--|-----|-----|-----|
| Master of Arts in Political Sciences                           | 2   | 1   | 1   |
| Master of Laws in Business Law                                 | 14  | 14  | 12  |
| Master of Laws in International and comparative Law            | 6   |     |     |
| Master of Laws in International Contracts                      | 6   | 1   |     |
| Master of Laws in Private Law                                  | 13  | 13  | 10  |
| Master of Laws in Public Law                                   | 1   | 1   | 1   |
| School of Law and Political Sciences Total                     | 250 | 233 | 137 |
| School of Engineering  |     |     |     |
| Bachelor of Engineering  | 418 | 266 | 110 |
| Bachelor of Science in Engineering Sciences - Food Engineering | 49  | 41  | 23  |
| Engineering Diploma in Agricultural Engineering                | 52  | 43  | 25  |
| Master of Science in Engineering                               | 1   | 1   | 1   |
| Master of Science in Food Engineering                          | 19  | 19  | 15  |
| Master of Science in Petroleum Engineering                     | 4   | 4   | 4   |
| School of Engineering Total                                    | 543 | 374 | 178 |
| School of Medicine and Medical Sciences                        |     |     |     |
| Bachelor of Science in Nursing Sciences                        | 70  | 46  | 29  |
| Bachelor of Sciences in Health Fundamental Sciences            | 142 | 49  | 42  |
| Doctorate of Medicine  | 47  | 47  | 47  |
| Diploma of Specialized Studies                                 | 146 | 30  | 28  |
| School of Medicine and Medical Sciences Total                  | 405 | 172 | 146 |



## Registered Students

The Office of the Registrar at USEK is privileged to serve students from the time they apply to the time they graduate.

As part of its activities, the registrar’s office is responsible for issuing student IDs, official academic transcripts and certificates. It manages requests such as readmission, interruption of studies, and change of academic program or of campus, and this in accordance with the regulations in force. Moreover, it supervises the registration process, updates the catalogue, organizes and manages the schedule for courses and final exams.

Services to students include issuing ID cards, processing admissions for continuing education students, free listeners and students in cross-registration, delivering certificates, official transcripts, course descriptions and diplomas, and updating and modifying personal information.



*The Office of the Registrar administers student records from application to graduation, and offers an information advice service for queries about USEK's academic policies.*

## Registration by Academic Unit

| Academic Unit                                   | Fall 2019-2020  |        | Spring 2019-2020 |        |
|---|-----------------|--------|------------------|--------|
|   | Nb. of Students | Ratio* | Nb. of Students  | Ratio* |
| Faculty of Arts and Sciences                    | 1479            | 21.4%  | 1394             | 22.1%  |
| Pontifical Faculty of Theology                  | 194             | 2.8%   | 196              | 3.1%   |
| School of Architecture and Design               | 1485            | 21.5%  | 1335             | 21.2%  |
| Business School                                 | 1235            | 17.9%  | 1125             | 17.8%  |
| School of Law and Political Sciences            | 526             | 7.6%   | 492              | 7.8%   |
| School of Engineering                           | 904             | 13.1%  | 831              | 13.2%  |
| School of Medicine and Medical Sciences         | 458             | 6.6%   | 453              | 7.2%   |
| Doctoral College                                | 6               | 0.1%   | 3                | 0.0%   |
| USEK Continuing Learning Center                 | 50              | 0.7%   |                  | 0.0%   |
| Schools of Letters, Music, Theology, and others | 559             | 8.1%   | 481              | 7.6%   |
| Total   | 6896            |        | 6310             |        |

*\*ratio compared to student population*

Enrollment Trend

| Academic Unit                                   | Fall 2017 | Fall 2018 | Fall 2019 |
|---|-----------|-----------|-----------|
| Faculty of Arts and Sciences                    | 1394      | 1312      | 1479      |
| Pontifical Faculty of Theology                  | 220       | 220       | 194       |
| School of Architecture and Design               | 2032      | 1777      | 1485      |
| Business School                                 | 1267      | 1250      | 1235      |
| School of Law and Political Sciences            | 427       | 497       | 526       |
| School of Engineering                           | 1089      | 978       | 904       |
| School of Medicine and Medical Sciences         | 410       | 409       | 458       |
| Doctoral College                                | 4         | 6         | 6         |
| Learning and Teaching Excellence Center         |           | 8         |           |
| USEK Continuing Learning Center                 |           | 64        | 50        |
| Schools of Letters, Music, Theology, and others | 440       | 571       | 559       |
| Total   | 7404      | 7217      | 6896      |

Registration by Level

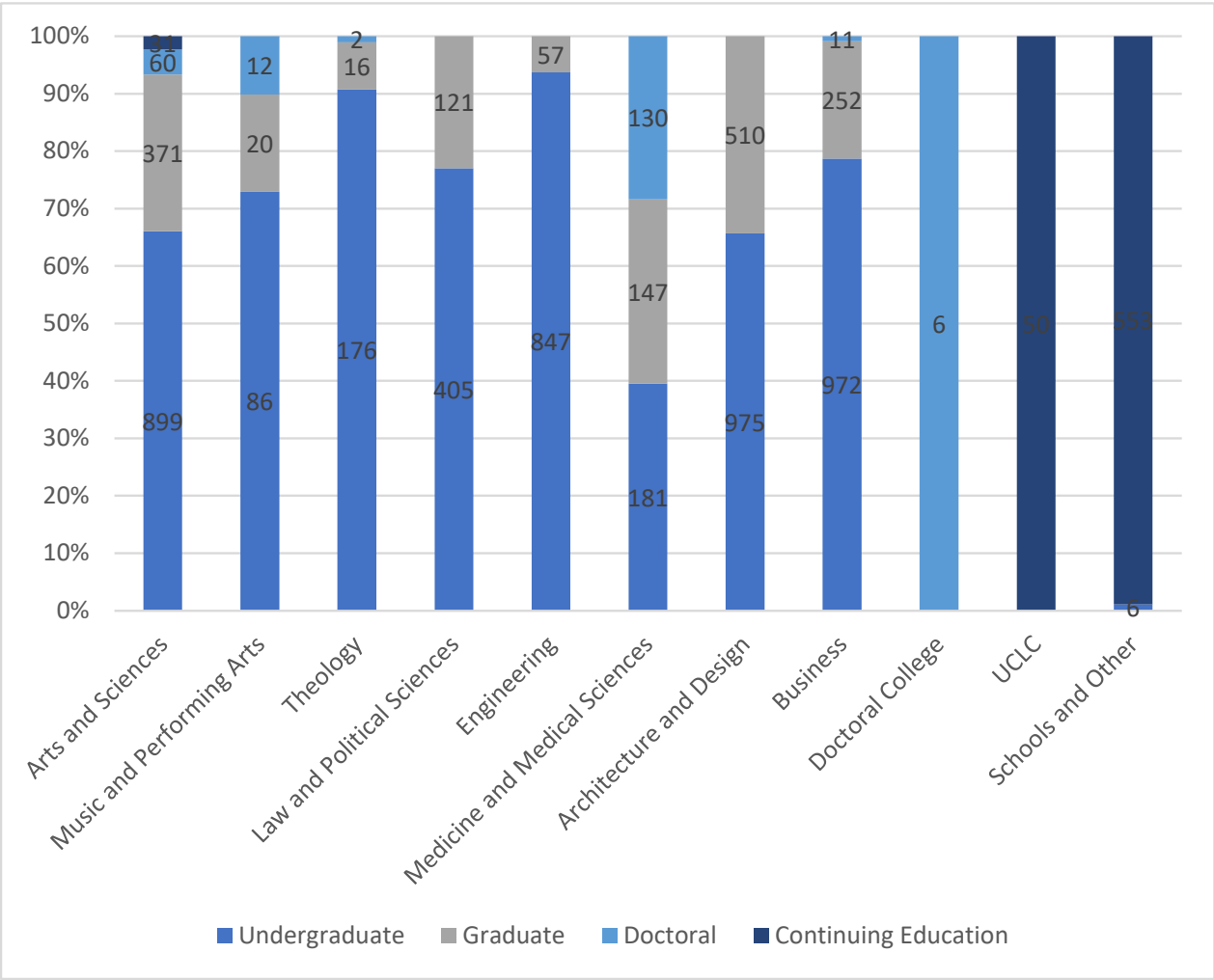
| Level                | Fall 2019-2020  |        | Spring 2019-2020 |        |
|----------------------|-----------------|--------|------------------|--------|
|                      | Nb. Of Students | Ratio* | Nb. Of Students  | Ratio* |
| Undergraduate        | 4547            | 66%    | 4263             | 68%    |
| Graduate             | 1494            | 22%    | 1372             | 22%    |
| Doctoral             | 221             | 3%     | 209              | 3%     |
| Continuing Education | 634             | 9%     | 466              | 7%     |
| Total                | 6896            |        | 6310             |        |

\* ratio compared to student population

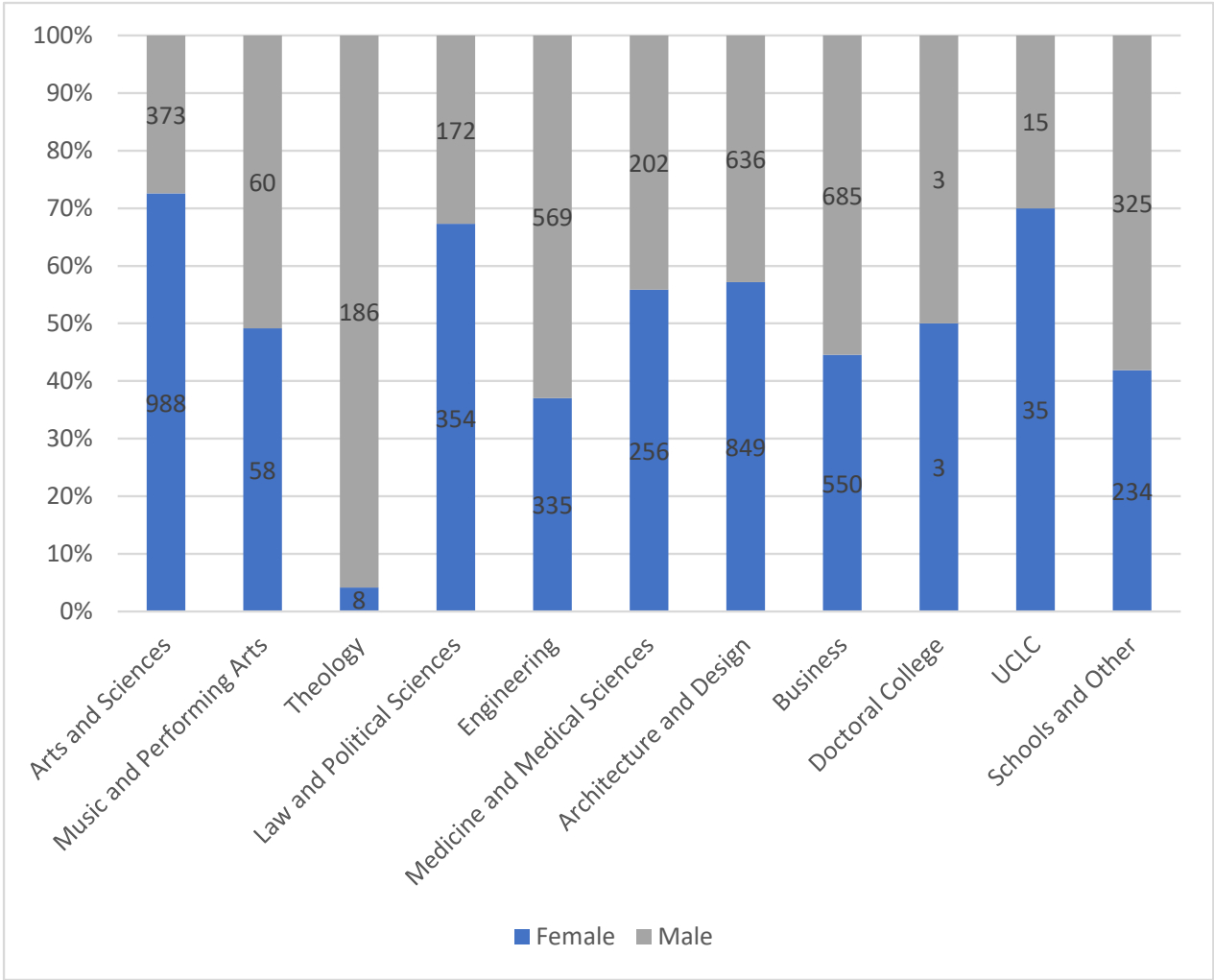
Registration by Campus / RUC

| Campus / RUC  | Fall 2017 | Fall 2018 | Fall 2019 |
|---------------|-----------|-----------|-----------|
| Campus Kaslik | 6846      | 6756      | 6532      |
| RUC Zahleh    | 380       | 322       | 269       |
| RUC Chekka    | 113       | 92        | 55        |
| RUC Rmeich    | 65        | 47        | 40        |

Registration by Academic Unit and Level - Fall 2019-2020



Registration by Academic Unit and Gender - Fall 2019-2020



Registration by Program

| Faculty of Arts and Sciences  | Chekka | Kaslik | Rmeich | Zahleh | Total |
|---|--------|--------|--------|--------|-------|
| Undergraduate   | 851    | 48     |        |        | 899   |
| Freshman Program  | 15     |        |        |        | 15    |
| BA in Arabic Language and Literature                                  | 13     |        |        |        | 13    |
| BA in Cinema and Television   | 86     |        |        |        | 86    |
| BA in Conservation, Restoration of Cultural Properties and Sacred Art | 14     |        |        |        | 14    |
| BA in Education   | 56     | 16     |        |        | 72    |
| BA in English Language and Literature                                 | 16     |        |        |        | 16    |
| BA in French Language and Literature                                  | 12     |        |        |        | 12    |

|   |     |    |     |
|---|-----|----|-----|
| BA in History   | 2   |    | 2   |
| BA in Journalism and Communication                                    | 25  |    | 25  |
| BA in Liturgy   | 2   |    | 2   |
| BA in Modern Languages and Translation                                | 79  |    | 79  |
| BA in Philosophy  | 6   |    | 6   |
| BA in Psychology  | 87  |    | 87  |
| BA in Social Sciences   | 19  |    | 19  |
| BS in Actuarial and Financial Mathematics                             | 48  |    | 48  |
| BS in Biochemistry  | 68  | 9  | 77  |
| BS in Biology   | 60  |    | 60  |
| BS in Chemistry   | 10  |    | 10  |
| BS in Computer Science  | 86  | 10 | 96  |
| BS in Human Nutrition and Dietetics                                   | 110 | 13 | 123 |
| BS in Information Technology  | 22  |    | 22  |
| BS in Nutrition and Dietetics - Coordinated Program                   | 1   |    | 1   |
| Teaching Diploma in Education   | 14  |    | 14  |
| Master  | 371 |    | 371 |
| Diploma in Interpretation   | 8   |    | 8   |
| MA in Arabic Language and Literature                                  | 4   |    | 4   |
| MA in Cinema and Television   | 16  |    | 16  |
| MA in Conservation, Restoration of Cultural Properties and Sacred Art | 4   |    | 4   |
| MA in Education   | 44  |    | 44  |
| MA in E-Journalism and E-communication                                | 5   |    | 5   |
| MA in English Language and Literature                                 | 9   |    | 9   |
| MA in French Language and Literature                                  | 12  |    | 12  |
| MA in History   | 6   |    | 6   |
| MA in Information Studies   | 7   |    | 7   |
| MA in Intervention and Social Work                                    | 2   |    | 2   |
| MA in Journalism and Communication                                    | 8   |    | 8   |
| MA in Liturgy   | 2   |    | 2   |



|   |      |    |      |
|---|------|----|------|
| MA in Philosophy                          | 5    |    | 5    |
| MA in Psychology                          | 65   |    | 65   |
| MA in Religious Sciences                  | 1    |    | 1    |
| MA in Translation                         | 37   |    | 37   |
| MS in Actuarial and Financial Mathematics | 9    |    | 9    |
| MS in Biochemistry                        | 45   |    | 45   |
| MS in Biology                             | 16   |    | 16   |
| MS in Computer Science                    | 4    |    | 4    |
| MS in Cybersecurity and Cyberdefense      | 14   |    | 14   |
| MS in Mathematics                         | 1    |    | 1    |
| MS in Neuroscience and Biotechnology      | 4    |    | 4    |
| MS in Nutrition                           | 43   |    | 43   |
| Doctoral                                  | 60   |    | 60   |
| PhD in Agriculture and Food Sciences      | 14   |    | 14   |
| PhD in Arabic Language and Literature     | 1    |    | 1    |
| PhD in Chemistry                          | 4    |    | 4    |
| PhD in Education Sciences                 | 5    |    | 5    |
| PhD in English Language and Literature    | 2    |    | 2    |
| PhD in French Language and Literature     | 4    |    | 4    |
| PhD in History                            | 7    |    | 7    |
| PhD in Language Sciences - Traductology   | 9    |    | 9    |
| PhD in Life and Earth Sciences            | 4    |    | 4    |
| PhD in Philosophy                         | 1    |    | 1    |
| PhD in Psychology                         | 4    |    | 4    |
| PhD in Social Sciences                    | 3    |    | 3    |
| PhD in Visual Arts                        | 2    |    | 2    |
| Continuing Education                      | 27   | 4  | 31   |
| Human Nutrition and Dietetics             | 22   | 4  | 26   |
| Psychology                                | 5    |    | 5    |
| Total                                     | 1309 | 52 | 1361 |

| School of Music and Performing Arts          | Kaslik | Zahlé | Chekka | Rmeich | Total |
|--|--------|-------|--------|--------|-------|
| Undergraduate                                | 86     |       |        |        | 86    |
| BA in Higher and Specialized Music Education | 4      |       |        |        | 4     |
| BA in Music                                  | 68     |       |        |        | 68    |
| BA in Performing Arts                        | 14     |       |        |        | 14    |
| Master                                       | 20     |       |        |        | 20    |
| Master of Arts in Music                      | 16     |       |        |        | 16    |
| Master of Arts in Performing Arts            | 4      |       |        |        | 4     |
| Doctoral                                     | 12     |       |        |        | 12    |
| Phd in Music                                 | 12     |       |        |        | 12    |
| Total  | 118    |       |        |        | 118   |

| Pontifical faculty of Theology | Kaslik | Zahlé | Chekka | Rmeich | Total |
|--------------------------------|--------|-------|--------|--------|-------|
| Undergraduate                  | 176    |       |        |        | 176   |
| Bachelor of Arts in Theology   | 176    |       |        |        | 176   |
| Master                         | 16     |       |        |        | 16    |
| Master of Arts in Theology     | 16     |       |        |        | 16    |
| Doctoral                       | 2      |       |        |        | 2     |
| PhD in Theology                | 2      |       |        |        | 2     |
| Total                          | 194    |       |        |        | 194   |

| School of Architecture and Design   | Kaslik | Zahlé | Chekka | Rmeich | Total |
|-------------------------------------|--------|-------|--------|--------|-------|
| Undergraduate                       | 852    | 92    | 31     |        | 975   |
| BA in Communication and Visual Arts | 118    | 18    |        |        | 136   |
| BA in Design and Applied Arts       | 201    | 22    | 9      |        | 232   |
| BA in Digital Media                 | 38     |       |        |        | 38    |
| BS in Architectural Studies         | 495    | 52    | 22     |        | 569   |
| Master                              | 510    |       |        |        | 510   |
| Master in Architecture              | 354    |       |        |        | 354   |
| Master in Interior Architecture     | 111    |       |        |        | 111   |
| MA in Communication and Visual Arts | 15     |       |        |        | 15    |



|                         |      |          |
|-------------------------|------|----------|
| MA in Contemporary Arts | 27   | 27       |
| MA in Digital Media     | 3    | 3        |
| Total                   | 1362 | 92311485 |

| School of Business                                  | Kaslik | Zahlé | Chekka | Rmeich | Total |
|---|--------|-------|--------|--------|-------|
| Bachelor of Business Administration (BBA)           | 850    | 58    | 24     | 40     | 972   |
| Audit   | 190    | 35    | 8      | 13     | 246   |
| Business Computing                                  | 19     |       |        | 9      | 28    |
| Finance   | 216    | 21    | 6      | 12     | 255   |
| Hotel Management                                    | 36     |       |        |        | 36    |
| Management  | 221    | 2     | 10     | 6      | 239   |
| Marketing   | 96     |       |        |        | 96    |
| Transport and Logistics                             | 72     |       |        |        | 72    |
| Executive Master of Business Administration (E-MBA) | 8      |       |        |        | 8     |
| Digital Management                                  | 8      |       |        |        | 8     |
| Master of Business Administration (MBA)             | 244    |       |        |        | 244   |
| Audit   | 52     |       |        |        | 52    |
| Banking Operations and Management                   | 4      |       |        |        | 4     |
| Finance   | 57     |       |        |        | 57    |
| Financial Engineering                               | 18     |       |        |        | 18    |
| Human Resources                                     | 22     |       |        |        | 22    |
| Management and International Affairs                | 39     |       |        |        | 39    |
| Marketing   | 52     |       |        |        | 52    |
| Phd in Business Administration                      | 11     |       |        |        | 11    |
| Business Administration                             | 11     |       |        |        | 11    |
| Total   | 1113   | 58    | 24     | 40     | 1235  |

| School of Law and Political Sciences        | Kaslik | Zahlé | Chekka | Rmeich | Total |
|---|--------|-------|--------|--------|-------|
| Undergraduate                               | 359    | 46    |        |        | 405   |
| Bachelor of Arts in International Relations | 28     |       |        |        |       |
| Bachelor of Arts in Political Sciences      | 25     |       |        |        |       |

|  |     |       |
|--|-----|-------|
| Law Degree   | 306 | 46    |
| Master   | 121 | 121   |
| Master of Arts in Criminology                          | 11  |       |
| Master of Arts in Diplomacy and International Security | 35  |       |
| Master of Arts in Middle Eastern Studies               | 5   |       |
| Master of Arts in Political Sciences                   | 4   |       |
| Master of Laws in Business Law                         | 17  |       |
| Master of Laws in International Contracts              | 7   |       |
| Master of Laws in Private Law                          | 41  |       |
| Master of Laws in Public Law                           | 1   |       |
| Total  | 408 | 46526 |

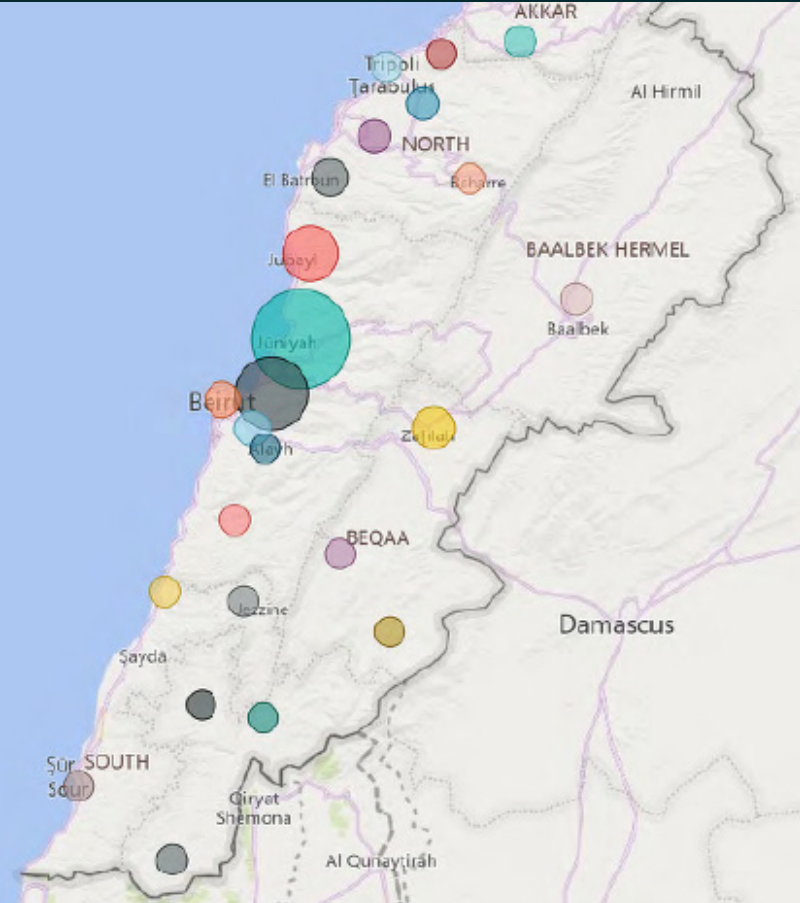
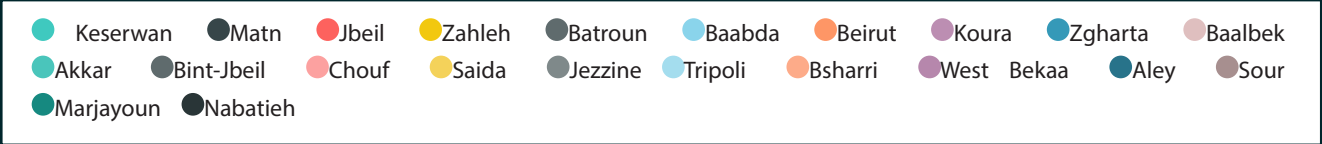
| School of Engineering                           | Kaslik | Zahlé | Chekka | Rmeich | Total |
|---|--------|-------|--------|--------|-------|
| Undergraduate                                   | 826    | 21    |        |        | 847   |
| BE in Biomedical Engineering                    | 51     |       |        |        | 51    |
| BE in Chemical Engineering                      | 92     |       |        |        | 92    |
| BE in Civil Engineering                         | 139    | 5     |        |        | 144   |
| BE in Computer Engineering                      | 50     |       |        |        | 50    |
| BE in Electrical and Electronics Engineering    | 51     |       |        |        | 51    |
| BE in Mechanical Engineering                    | 159    | 16    |        |        | 175   |
| BE in Telecommunications Engineering            | 46     |       |        |        | 46    |
| BS in Engineering Sciences - Food Engineering   | 56     |       |        |        | 56    |
| Engineering Diploma in Agricultural Engineering | 182    |       |        |        | 182   |
| Master  | 57     |       |        |        | 57    |
| MS in Electrical & Electronics Eng.             | 2      |       |        |        | 2     |
| MS in Mechanical Engineering                    | 2      |       |        |        | 2     |
| MS in Enology                                   | 3      |       |        |        | 3     |
| MS in Food Engineering                          | 45     |       |        |        | 45    |
| MS in Petroleum Engineering                     | 5      |       |        |        | 5     |
| Total   | 883    | 21    |        |        | 904   |

| Scool of Medecine and Medical Sciences | Kaslik | Zahlé | Chekka | Rmeich | Total |
|--|--------|-------|--------|--------|-------|
| Undergraduate                          | 181    |       |        |        | 181   |
| BS in Nursing Sciences                 | 61     |       |        |        | 61    |
| BS in Health Fundamental Sciences      | 120    |       |        |        | 120   |
| Master                                 | 147    |       |        |        | 147   |
| Doctorate of Medicine                  | 147    |       |        |        | 147   |
| Specialization                         | 130    |       |        |        | 130   |
| Diploma of Specialized Studies         | 130    |       |        |        | 130   |
| Total                                  | 458    |       |        |        | 458   |

| Continuing Education and Other         | Kaslik | Zahlé | Chekka | Rmeich | Total |
|--|--------|-------|--------|--------|-------|
| Free Listener                          | 6      |       |        |        | 6     |
| Pastoral Year                          | 34     |       |        |        | 34    |
| Languages                              | 9      |       |        |        | 9     |
| Music                                  | 304    |       |        |        | 304   |
| Theology                               | 29     |       |        |        | 29    |
| USEK Continuing Learning Center (UCLC) | 50     |       |        |        | 50    |
| Diploma in Liturgy                     | 33     |       |        |        | 33    |
| Online Courses Religious Sciences      | 144    |       |        |        | 144   |
| Total                                  | 609    |       |        |        | 609   |

# Student map

The map below illustrates the regions in which students have completed their high school degrees prior to their admission at USEK





Online Registration



Online procedures are the same for students at the Kaslik campus and the RUCs in Chekka, Rmeich, and Zahle. All students are required to respect and honor online deadlines.

Online Registration by Academic Unit

Fall 2019-2020

| Academic Unit                                   | Students Registered Online | Total Nb. of Students | Ratio* |
|---|----------------------------|-----------------------|--------|
| Faculty of Arts and Sciences                    | 1238                       | 1361                  | 91%    |
| School of Music and Performing Arts             | 101                        | 118                   | 86%    |
| Pontifical Faculty of Theology                  | 0                          | 194                   | 0%     |
| School of Architecture and Design               | 1468                       | 1485                  | 99%    |
| Business School                                 | 1213                       | 1235                  | 98%    |
| School of Law and Political Sciences            | 519                        | 526                   | 99%    |
| School of Engineering                           | 900                        | 904                   | 100%   |
| School of Medicine and Medical Sciences         | 455                        | 458                   | 99%    |
| Doctoral College                                | 0                          | 6                     | 0%     |
| Usek Continuing Learning Center                 | 0                          | 50                    | 0%     |
| Schools of Letters, Music, Theology, and others | 3                          | 559                   | 1%     |
| Total   | 5896                       | 6896                  | 85%    |

Online Registration by Level

Fall 2019-2020

| Level                | Students Registered Online | Total Nb. of Students | Ratio* |
|----------------------|----------------------------|-----------------------|--------|
| Undergraduate        | 4327                       | 4547                  | 95%    |
| Graduate             | 1424                       | 1494                  | 95%    |
| Doctoral             | 142                        | 221                   | 64%    |
| Continuing Education | 3                          | 634                   | 0%     |
| Total                | 5896                       | 6896                  | 85%    |



Online Registration by Campus

Fall 2019-2020

| Campus     | Students Registerd Online | Total Nb. of Students | Ratio* |
|------------|---------------------------|-----------------------|--------|
| Kaslik     | 5539                      | 6532                  | 85%    |
| RUC Zahleh | 262                       | 269                   | 97%    |
| RUC Chekka | 55                        | 55                    | 100%   |
| RUC Rmeich | 40                        | 40                    | 100%   |
| Total      | 5896                      | 6896                  | 85%    |

Online Registration by Seniority

Fall 2019-2020

| First Registration Semester | Students Registerd Online | Total Nb. of Students | Ratio* |
|-----------------------------|---------------------------|-----------------------|--------|
| Before Fall 2019            | 4543                      | 5248                  | 87%    |
| Fall 2019 - New Students    | 1353                      | 1648                  | 82%    |
| Total                       | 5896                      | 6896                  | 85%    |

Retention and Graduation

The overall yearly retention rate for Fall 2019-2020 is 85%.

USEK cultivates an exceptional learning environment for its students. We provide the support and resources needed to motivate students to be curious and develop an inquiry-based strategy for their learning, which will benefit them in work and life after graduation.





First Year Retention by Unit

Undergraduate Students

The yearly retention rate by unit is the percentage of first-time undergraduate students who are registered in a specific unit for Fall 2019-2020 term following their first enrollment in the same unit in Fall 2018-2019.

| Unit                                    | Fall 2018 | Fall 2019 | Rate |
|---|-----------|-----------|------|
| Faculty of Arts and Sciences            | 234       | 176       | 75%  |
| Pontifical Faculty of Theology          | 39        | 34        | 87%  |
| School of Architecture and Design       | 180       | 137       | 76%  |
| Business School                         | 243       | 201       | 83%  |
| School of Law and Political Sciences    | 123       | 87        | 71%  |
| School of Engineering                   | 165       | 135       | 82%  |
| School of Medicine and Medical Sciences | 36        | 31        | 86%  |
| Total                                   | 1020      | 801       | 79%  |

First Year Retention by Program

Undergraduate Students

The yearly retention rate by unit is the percentage of first-time undergraduate students who are registered in a specific program for Fall 2019-2020 term following their first enrollment in the same program in Fall 2018-2019.

| Faculty of Arts and Sciences   | Fall 2018 | Fall 2019 | Rate |
|--|-----------|-----------|------|
| Bachelor of Arts in Arabic Language and Literature                   | 8         | 4         | 50%  |
| Bachelor of Arts in English Language and Literature                  | 4         | 2         | 50%  |
| Bachelor of Arts in French Language and Literature                   | 5         | 5         | 100% |
| Bachelor of Arts in Journalism and Communication                     | 4         | 4         | 100% |
| Bachelor of Arts in Modern Languages and Translation                 | 25        | 21        | 84%  |
| Bachelor of Arts in Higher and Specialized Music Education (English) | 1         | 1         | 100% |

|   |    |    |      |
|---|----|----|------|
| Bachelor of Arts in Music   | 16 | 14 | 88%  |
| Bachelor of Arts in Performing Arts   | 2  | 2  | 100% |
| Bachelor of Arts in Education   | 19 | 17 | 89%  |
| Bachelor of Arts in Philosophy  | 2  | 2  | 100% |
| Bachelor of Arts in Psychology  | 30 | 26 | 87%  |
| Bachelor of Arts in Social Sciences   | 5  | 5  | 100% |
| Bachelor of Arts in Cinema and Television   | 11 | 10 | 91%  |
| Bachelor of Arts in Conservation, Restoration of Cultural Properties and Sacred Art | 5  | 4  | 80%  |
| Bachelor of Science in Biology  | 25 | 10 | 40%  |
| Bachelor of Science in Actuarial and Financial Mathematics                          | 10 | 9  | 90%  |
| Bachelor of Science in Biochemistry   | 17 | 11 | 65%  |
| Bachelor of Science in Chemistry  | 4  | 3  | 75%  |
| Bachelor of Science in Computer Science   | 19 | 11 | 58%  |
| Bachelor of Science in Information Technology                                       | 3  | 1  | 33%  |
| Bachelor in Human Nutrition and Dietetics   | 19 | 14 | 74%  |

| Pontifical faculty of Theology | Fall 2018 | Fall 2019 | Rate |
|--------------------------------|-----------|-----------|------|
| Bachelor of Arts in Theology   | 39        | 34        | 87%  |

| School of Architecture and Design                 | Fall 2018 | Fall 2019 | Rate |
|---|-----------|-----------|------|
| Bachelor of Arts in Communication and Visual Arts | 31        | 29        | 94%  |
| Bachelor in Design and Applied Arts               | 46        | 25        | 54%  |
| Bachelor of Arts in Digital Media                 | 9         | 7         | 78%  |
| Bachelor of Science in Architectural Studies      | 94        | 76        | 81%  |

| School of Business                  | Fall 2018 | Fall 2019 | Rate |
|-------------------------------------|-----------|-----------|------|
| Bachelor of Business Administration | 243       | 201       | 83%  |

| School of Engineering                       | Fall 2018 | Fall 2019 | Rate |
|---|-----------|-----------|------|
| Bachelor of Engineering                     | 132       | 109       | 83%  |
| Bachelor of Science in Engineering Sciences | 9         | 8         | 89%  |
| Diploma of Agricultural Engineering         | 24        | 18        | 75%  |

| School of Medicine and Medical Sciences             | Fall 2018 | Fall 2019 | Rate |
|---|-----------|-----------|------|
| Bachelor of Sciences in Health Fundamental Sciences | 22        | 21        | 95%  |
| Bachelor of Sciences in Nursing Sciences            | 14        | 10        | 71%  |
| Total   | 1020      | 801       | 79%  |

Graduates by Academic Unit

| Unit                                    | Undergraduate | Graduate | Doctoral | Total |
|---|---------------|----------|----------|-------|
| Faculty of Arts and Sciences            | 252           | 87       | 15       | 354   |
| Pontifical Faculty of Theology          | 26            | 3        | 1        | 30    |
| School of Architecture and Design       | 265           | 276      |          | 541   |
| Business School                         | 203           | 62       | 2        | 267   |
| School of Law and Political Sciences    | 44            | 25       |          | 69    |
| School of Engineering                   | 167           | 17       |          | 184   |
| School of Medicine and Medical Sciences | 46            | 29       | 23       | 98    |
| Total                                   | 1003          | 499      | 41       | 1543  |

Honors List by Academic Unit

| Unit                                    | Honors | Distinction | High Distinction | Total |
|---|--------|-------------|------------------|-------|
| Faculty of Arts and Sciences            | 72     | 36          | 8                | 116   |
| Pontifical Faculty of Theology          | 10     | 4           | 2                | 16    |
| School of Architecture and Design       | 47     | 4           |                  | 51    |
| Business School                         | 24     | 17          | 5                | 46    |
| School of Law and Political Sciences    | 4      | 3           |                  | 7     |
| School of Engineering                   | 19     | 7           | 2                | 28    |
| School of Medicine and Medical Sciences | 26     | 15          | 5                | 46    |
| Total                                   | 202    | 86          | 22               | 310   |

Graduates by Program

| Faculty of Arts and Sciences   | Graduates |
|--|-----------|
| Undergraduate  | 252       |
| Bachelor of Arts in Arabic Language and Literature                                 | 1         |
| Bachelor of Arts in Cinema and Television  | 27        |
| Bachelor of Arts in Conservation Restoration of Cultural Properties and Sacred Art | 2         |
| Bachelor of Arts in Education  | 22        |
| Bachelor of Arts in English Language and Literature                                | 1         |
| Bachelor of Arts in French Language and Literature                                 | 3         |
| Bachelor of Arts in Journalism and Communication                                   | 11        |
| Bachelor of Arts in Liturgy  | 1         |
| Bachelor of Arts in Modern Languages and Translation                               | 15        |
| Bachelor of Arts in Music  | 10        |
| Bachelor of Arts in Performing Arts  | 4         |
| Bachelor of Arts in Philosophy   | 2         |
| Bachelor of Arts in Psychology   | 27        |

|  |           |
|--|-----------|
| Bachelor of Arts in Social Sciences                                  | 5         |
| Bachelor of Science in Actuarial and Financial Mathematics           | 12        |
| Bachelor of Science in Biochemistry                                  | 24        |
| Bachelor of Science in Biology                                       | 11        |
| Bachelor of Science in Chemistry                                     | 2         |
| Bachelor of Science in Computer Science                              | 13        |
| Bachelor of Science in Human Nutrition and Dietetics                 | 40        |
| Bachelor of Science in Information Technology                        | 2         |
| Bachelor of Science in Nutrition and Dietetics - Coordinated Program | 2         |
| Teaching Diploma   | 15        |
| <b>Masters</b>   | <b>87</b> |
| Diploma in Interpretation  | 3         |
| Master of Arts in Cinema and Television                              | 5         |
| Master of Arts in Education  | 11        |
| Master of Arts in E-Journalism and E-Communication                   | 1         |
| Master of Arts in English Language and Literature                    | 1         |
| Master of Arts in French Language and Literature                     | 4         |
| Master of Arts in History  | 4         |
| Master of Arts in Information Studies                                | 3         |
| Master of Arts in Journalism and Communication                       | 1         |
| Master of Arts in Music  | 1         |
| Master of Arts in Philosophy   | 1         |
| Master of Arts in Psychology   | 17        |
| Master of Arts in Religious and Pastoral Education                   | 1         |
| Master of Arts in Translation  | 10        |
| Master of Science in Actuarial and Financial Mathematics             | 2         |
| Master of Science in Biochemistry                                    | 8         |

|  |            |
|--|------------|
| Master of Science in Biology           | 2          |
| Master of Science in Computer Science  | 2          |
| Master of Science in Mathematics       | 1          |
| Master of Science in Nutrition         | 9          |
| <b>Doctoral</b>                        | <b>15</b>  |
| PhD in Agricultural and Food Sciences  | 4          |
| PhD in Chemistry                       | 1          |
| PhD in Education Sciences              | 1          |
| PhD in English Language and Literature | 2          |
| PhD in French Language and Literature  | 1          |
| PhD in History                         | 1          |
| PhD in Music                           | 3          |
| PhD in Psychology                      | 1          |
| PhD in Visual Arts                     | 1          |
| <b>Total</b>                           | <b>354</b> |

|                                       |           |
|---------------------------------------|-----------|
| <b>Pontifical faculty of Theology</b> |           |
| <b>Undergraduate</b>                  | <b>26</b> |
| Bachelor of Arts in Theology          | 26        |
| <b>Masters</b>                        | <b>3</b>  |
| Master of Arts in Theology            | 3         |
| <b>Doctoral</b>                       | <b>1</b>  |
| PhD in Theology                       | 1         |
| <b>Total</b>                          | <b>30</b> |

| School of Architecture and Design                 |     |
|---|-----|
| Undergraduate                                     | 265 |
| Bachelor of Arts in Communication and Visual Arts | 30  |
| Bachelor of Arts in Design and Applied Arts       | 79  |
| Bachelor of Arts in Digital Media                 | 7   |
| Bachelor of Science in Architectural Studies      | 149 |
| Masters   | 276 |
| Master in Architecture                            | 198 |
| Master in Interior Architecture                   | 65  |
| Master of Arts in Communication and Visual Arts   | 9   |
| Master of Arts in Contemporary Arts               | 4   |
| Total   | 541 |

| Business School  |     |
|--|-----|
| Undergraduate  | 203 |
| Bachelor of Business Administration in Audit                   | 53  |
| Bachelor of Business Administration in Business Computing      | 9   |
| Bachelor of Business Administration in Finance                 | 61  |
| Bachelor of Business Administration in Hotel Management        | 12  |
| Bachelor of Business Administration in Management              | 40  |
| Bachelor of Business Administration in Marketing               | 17  |
| Bachelor of Business Administration in Transport and Logistics | 11  |
| Masters  | 62  |
| MBA in Audit   | 13  |
| MBA in Banking Operations and Management                       | 4   |
| MBA in Finance   | 10  |
| MBA in Financial Engineering                                   | 1   |

|   |     |
|---|-----|
| MBA in Human Resources                      | 10  |
| MBA in Management and International Affairs | 9   |
| MBA in Marketing                            | 13  |
| EMBA in Digital Management                  | 2   |
| Doctoral                                    | 2   |
| PhD in Business Administration              | 2   |
| Total                                       | 267 |

| School of Engineering   |     |
|---|-----|
| Undergraduate   | 167 |
| Bachelor of Engineering in Biomedical Engineering                 | 6   |
| Bachelor of Engineering in Chemical Engineering                   | 15  |
| Bachelor of Engineering in Civil Engineering                      | 33  |
| Bachelor of Engineering in Computer Engineering                   | 5   |
| Bachelor of Engineering in Electrical and Electronics Engineering | 9   |
| Bachelor of Engineering in Mechanical Engineering                 | 31  |
| Bachelor of Engineering in Telecommunications Engineering         | 8   |
| Bachelor of Science in Engineering Sciences - Food Engineering    | 17  |
| Engineering Diploma in Agricultural Engineering                   | 43  |
| Masters   | 17  |
| Master of Science in Electrical and Electronics Engineering       | 2   |
| Master of Science in Mechanical Engineering                       | 2   |
| Master of Science in Enology                                      | 1   |
| Master of Science in Food Engineering                             | 10  |
| Master of Science in Petroleum Engineering                        | 2   |
| Total   | 184 |



| School of Law and Political Sciences                   |    |
|--|----|
| Undergraduate  | 44 |
| Bachelor in International Relations                    | 11 |
| Bachelor in Political Sciences                         | 6  |
| Law Degree   | 27 |
| Masters  | 25 |
| Master in Business Law                                 | 3  |
| Master in International Contracts                      | 2  |
| Master in Private Law                                  | 8  |
| Master of Arts in Criminology                          | 3  |
| Master of Arts in Diplomacy and International Security | 9  |
| Total  | 69 |

| Scool of Medecine and Medical Sciences             | Graduates |
|--|-----------|
| Undergraduate                                      | 46        |
| Bachelor of Science in Health Fundamental Sciences | 37        |
| Bachelor of Science in Nursing Sciences            | 9         |
| MD   | 29        |
| Doctorate of Medicine                              | 29        |
| Specialization                                     | 23        |
| Diploma of Specialized Studies                     | 23        |
| Total  | 98        |

150% Graduation Rate

150 percent graduation rate is the percentage of undergraduate students who have completed their programs (including remedial courses) within 150 percent of normal time of completion.

| Units   | Graduates |
|---|-----------|
| 3 years programs - cohort of Fall 2015 (BS, BA, BBA)                    | 73%       |
| 4 years programs - cohort of Fall 2013 (Architecture, Law, Engineering) | 65%       |
| 5 years programs - cohort of Fall 2012 (Theology)                       | 75%       |

Drop-out Ratio by Academic Unit

Fall 2019-2020

The numbers below include undergraduate and master students from Fall 2017-2018 that are not registered in Fall 2018-2019, excluding those who graduated and those who submitted interruption requests.

| Unit                                    | Total Drop-out | Enrollment Fall 2019 | Ratio |
|---|----------------|----------------------|-------|
| Faculty of Arts and Sciences            | 39             | 1312                 | 3%    |
| School of Music and Performing Arts     | 0              | 125                  | 0%    |
| Pontifical Faculty of Theology          | 16             | 220                  | 7%    |
| School of Architecture and Design       | 21             | 1777                 | 1%    |
| USEK Business School                    | 64             | 1250                 | 5%    |
| School of Law and Political Sciences    | 27             | 497                  | 5%    |
| School of Engineering                   | 13             | 978                  | 1%    |
| School of Medicine and Medical Sciences | 1              | 409                  | 0%    |
| Total                                   | 181            | 6568                 | 1%    |

Probation Rates by Level

| Fall 2019-2020 |        |       | Spring 2019-2020 |       |
|----------------|--------|-------|------------------|-------|
| Level          | Number | Ratio | Number           | Ratio |
| Undergraduate  | 176    | 3%    | 107              | 9%    |
| Graduate       | 50     | 3%    | 28               | 2%    |
| Total          | 226    |       | 135              |       |

Probation Rates by Academic Unit  
Fall 2019-2020

| Unit  | Undergraduate | Master | Total Probation | Total Enrollment | Ratio |
|---|---------------|--------|-----------------|------------------|-------|
| Faculty of Arts and Sciences                    | 29            | 7      | 36              | 1361             | 4%    |
| School of Music and Performing Arts             | 1             |        | 1               | 118              | 1%    |
| Pontifical Faculty of Theology                  | 1             | 2      | 3               | 194              | 2%    |
| School of Architecture and Design               | 29            | 15     | 44              | 1485             | 5%    |
| Business School                                 | 71            | 14     | 85              | 1235             | 11%   |
| School of Law and Political Sciences            | 21            | 10     | 31              | 526              | 9%    |
| School of Engineering                           | 22            | 2      | 24              | 904              | 3%    |
| School of Medicine and Medical Sciences         |               |        |                 | 458              | 0%    |
| Doctoral College                                |               |        |                 | 6                | 0%    |
| USEK Continuing Learning Center                 |               |        |                 | 50               | 0%    |
| Schools of Letters, Music, Theology, and others | 2             |        | 2               | 559              | 3%    |
| Total   | 176           | 50     | 226             | 6896             | 5%    |

Undergraduate Program Change Requests

| Faculty of Arts and Sciences                               | Graduates |
|--|-----------|
| Bachelor of Arts in Cinema and Television                  | 2         |
| Bachelor of Arts in Education                              | 2         |
| Bachelor of Arts in Psychology                             | 1         |
| Bachelor of Science in Actuarial and Financial Mathematics | 2         |
| Bachelor of Science in Biology                             | 3         |
| Bachelor of Science in Chemistry                           | 1         |
| Bachelor of Science in Computer Science                    | 4         |

|  |    |
|--|----|
| Bachelor of Science in Human Nutrition and Dietetics | 2  |
| Bachelor of Science in Information Technology        | 2  |
| Total  | 19 |

| Pontifical Faculty of Theology |          |
|--------------------------------|----------|
| Bachelor of Arts in Theology   | 4        |
| <b>Total</b>                   | <b>4</b> |

| School of Architecture and Design                 |    |
|---|----|
| Bachelor of Arts in Communication and Visual Arts | 5  |
| Bachelor of Arts in Design and Applied Arts       | 2  |
| Bachelor of Science in Architectural Studies      | 8  |
| Total   | 15 |

| Business School                     |    |
|-------------------------------------|----|
| Bachelor of Business Administration | 20 |
| Total                               | 20 |

| School of Law and Political Sciences        |           |
|---|-----------|
| Bachelor of Arts in International Relations | 1         |
| Law Degree                                  | 10        |
| <b>Total</b>                                | <b>11</b> |

| School of Engineering  |    |
|--|----|
| Bachelor of Engineering  | 24 |
| Bachelor of Science in Engineering Sciences - Food Engineering | 1  |
| Engineering Diploma in Agricultural Engineering                | 2  |
| Total  | 27 |





# COURSE MANAGEMENT

|    |  |
|----|--|
| 74 | Variation of Number of Sections and Average of Registered Students |
| 74 | Changed Grades by Unit   |
| 75 | Grade Distribution   |



## Variation of Number of Sections and Average of Registered Students

This study shows the undergraduate class size distribution that includes all the lecture courses given in the Kaslik Campus.

| Unit                                    | Fall 2019-2020  |                              |         | Spring 2019-2020 |                              |         |
|---|-----------------|------------------------------|---------|------------------|------------------------------|---------|
|   | Nb. of sections | Total of Registered Students | Average | Nb. of sections  | Total of Registered Students | Average |
| Faculty of Arts and Sciences            | 467             | 8083                         | 29.8    | 404              | 6754                         | 16.7    |
| Pontifical Faculty of Theology          | 41              | 581                          | 14.2    | 45               | 855                          | 19.0    |
| School of Architecture and Design       | 86              | 1596                         | 18.6    | 70               | 1193                         | 17.0    |
| Business School                         | 114             | 2501                         | 21.9    | 98               | 2469                         | 25.2    |
| School of Law and Political Sciences    | 71              | 1612                         | 22.7    | 58               | 1513                         | 26.1    |
| School of Engineering                   | 176             | 2780                         | 15.8    | 169              | 2717                         | 16.1    |
| School of Medicine and Medical Sciences | 42              | 1204                         | 28.7    | 60               | 2099                         | 35.0    |
| Total                                   | 997             | 18357                        | 18.4    | 904              | 17600                        | 19.5    |

### Changed Grades by Faculty/Institute

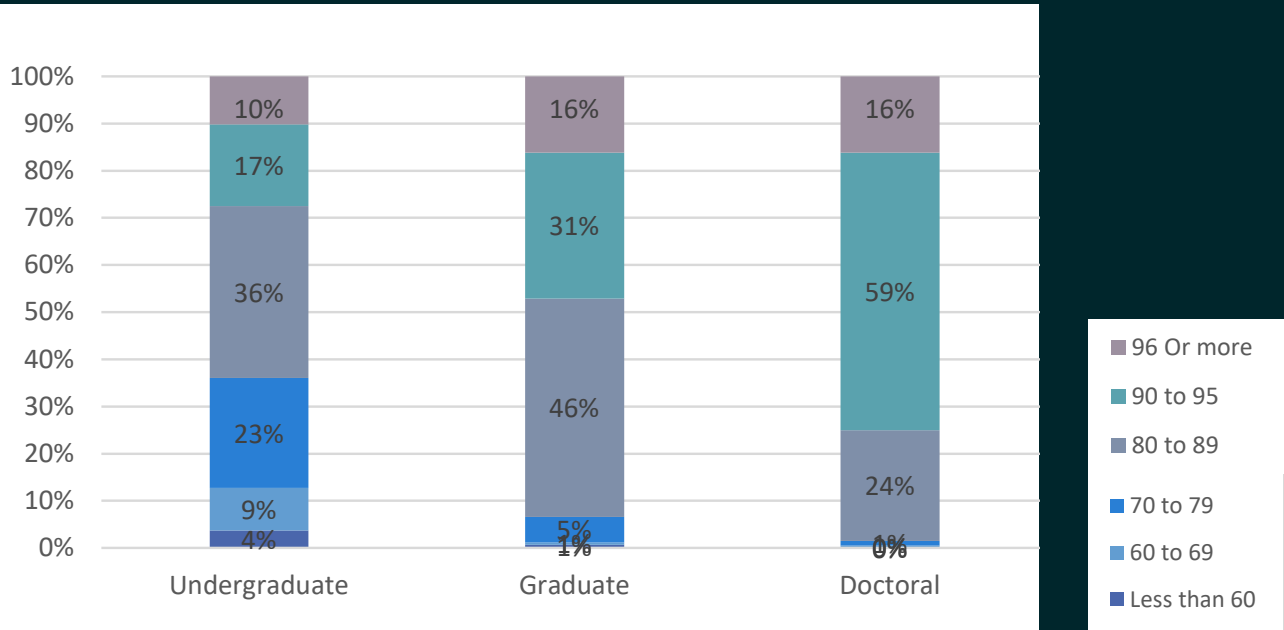
Fall 2019-2020

| Unit  | Request by Unit | Data entry error | Degraded Late | Incomplete | Re-Calculated | Total |
|---|-----------------|------------------|---------------|------------|---------------|-------|
| Faculty of Arts and Sciences                    | 46              | 1                | 1             | 12         | 1             | 61    |
| Pontifical Faculty of Theology                  | 23              |                  |               |            |               | 23    |
| School of Law and Political Sciences            | 10              |                  |               | 3          |               | 13    |
| School of Engineering                           | 23              | 2                |               | 2          |               | 27    |
| School of Medicine and Medical Sciences         | 146             |                  |               |            |               | 146   |
| School of Architecture and Design               | 21              |                  |               | 5          | 4             | 30    |
| School of Music and Performing Arts             | 5               |                  |               |            |               | 5     |
| USEK Business School                            | 28              |                  |               | 6          | 1             | 35    |
| Schools of Letters, Music, Theology, and others | 13              |                  |               |            |               | 13    |
| Total   | 315             | 3                | 1             | 28         | 6             | 353   |

### Grades Distribution

| Term average distribution | Fall 2019-2020 |          |          | Spring 2019-20120 |          |          |
|---------------------------|----------------|----------|----------|-------------------|----------|----------|
|                           | Undergraduate  | Graduate | Doctoral | Undergraduate     | Graduate | Doctoral |
| Less than 60              | 4%             | 1%       | 0%       | 1%                | 0%       | 0%       |
| 60 to 69                  | 9%             | 1%       | 0%       | 2%                | 0%       | 2%       |
| 70 to 79                  | 23%            | 5%       | 1%       | 15%               | 2%       | 0%       |
| 80 to 89                  | 36%            | 46%      | 24%      | 44%               | 46%      | 21%      |
| 90 to 95                  | 17%            | 31%      | 59%      | 25%               | 40%      | 58%      |
| 96 Or more                | 10%            | 16%      | 16%      | 13%               | 12%      | 18%      |
| Total                     | 100%           | 100%     | 100%     | 100%              | 100%     | 100%     |

### Grades Distribution - Fall 2020







# Faculty and Staff

- 78 Faculty Members by Type
- 78 Distribution of Full-time Faculty Members by Degree
- 78 Distribution of Full-time Faculty Members by Rank
- 78 Full-time Faculty Members Age Distribution
- 79 Full-time Faculty Members Age Distribution by Rank
- 79 Faculty Applications and Recruitment



Faculty Members by Type

692 Faculty Members:

- > 204 full-time faculty
- > 488 part-time faculty

Distribution of Full-time Faculty Members by Degree

| Degree          | Nb  |
|-----------------|-----|
| Non PhD holders | 23  |
| PhD/Doctorate   | 181 |
| Total           | 204 |

Distribution of Full-time Faculty Members by Rank

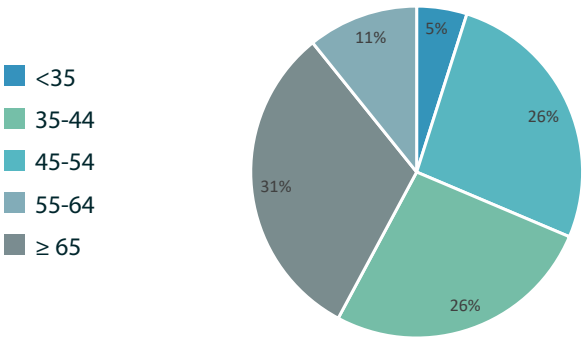
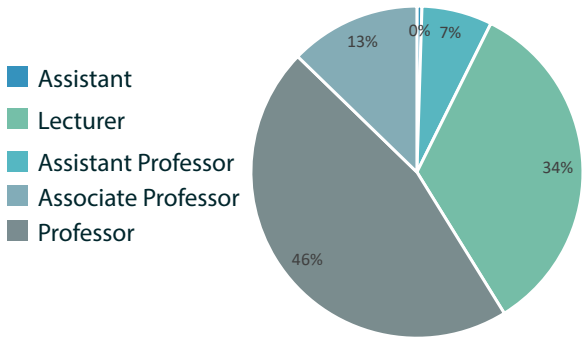
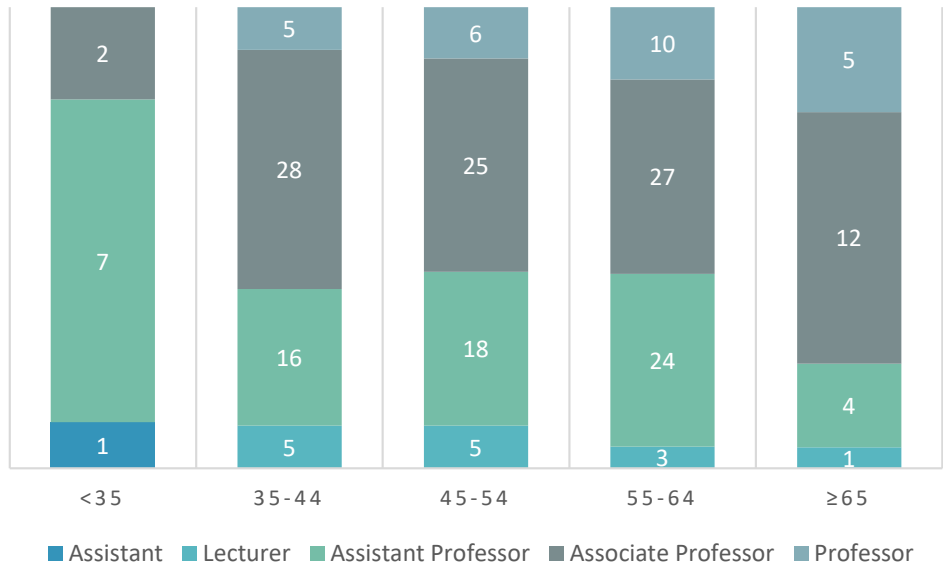
| Rank                | Nb. |
|---------------------|-----|
| Assistant           | 26  |
| Lecturer            | 94  |
| Assistant Professor | 69  |
| Associate Professor | 14  |
| Professor           | 1   |

Full-time Faculty Members Age Distribution

| Age     | Nb. |
|---------|-----|
| < 35    | 10  |
| 35 – 44 | 54  |
| 45 – 54 | 54  |
| 55 – 64 | 64  |
| ≥ 65    | 22  |



Full-time Faculty Members Age Distribution by Rank



Faculty Applications and Recruitment

|                               | Fall<br>2017-2018 | Spring<br>2017-2018 | Fall<br>2018-2019 | Spring<br>2018-2019 | Fall<br>2019-2020 | Spring<br>2019-2020 |
|-------------------------------|-------------------|---------------------|-------------------|---------------------|-------------------|---------------------|
| Requests for Recruitment      | 70                | 49                  | 29                | 29                  | 33                | 25                  |
| Favorable Decision            | 55                | 37                  | 16                | 23                  | 16                | 13                  |
| Not Favorable Decision        | 14                | 12                  | 13                | 6                   | 11                | 8                   |
| Applicant not Reachable       | 1                 | 0                   | 0                 | 0                   | 1                 | 0                   |
| Postponed Until Next Semester | N/A               | N/A                 | N/A               | N/A                 | 4                 | N/A                 |
| Aborted                       | N/A               | N/A                 | N/A               | N/A                 | 1                 | 4                   |







List of Memberships

| Country       | Organization  |
|---------------|---|
| Belgium       | Association des Facultés et Etablissements de Lettres et Sciences Humaines (AFELSH)                                     |
|               | European Foundation for Management Development (EFMD)   |
|               | European Society for Engineering Education (SEFI)   |
|               | European University Association (EUA)   |
| Canada        | Agence Universitaire de la Francophonie (AUF)   |
| Cyprus        | European Association of Erasmus Coordinator (EAEC)  |
| France        | Association Catholique des Instituts de Sciences de l'Éducation (ACISE)   |
|               | Association Internationale des Sociologues de Langue Francaise (AISLF)  |
|               | Association Internationale Espace Numérique Ouvert pour la Méditerranée (e-Omed)  |
|               | Conférence internationale des Doyens des Facultés de Médecine d’Expression Française (CIDMEF)                           |
|               | Conférence de Psychologie Universitaire de la FIUC (FIUCUP)   |
|               | Conférence Internationale des Formations d'Ingénieurs et Techniciens d'Expression Française (CITEF)                     |
|               | Conférence Internationale des Responsables des Universités et Instituts Scientifiques d'Expression Française (CIRUISEF) |
|               | Eduniversal   |
|               | Fédération des Universités Catholiques Européennes (FUCE)   |
|               | Fédération Internationale des Universités Catholiques (FIUC)  |
|               | International Association of Universities (IAU)   |
|               | International Council of Museums  |
|               | International Council on Archives   |
|               | Réseau International d'Ecoles Doctorales en Sociologie (Rédoc)  |
|               | Réseau International Francophone des Etablissements de Formation de Formateurs (RIFEFF)                                 |
|               | Réseau Méditerranéen des Ecoles d'Ingénieurs (RMEI)   |
| Germany       | DUZ Verlags- und Medienhaus GmbH  |
|               | EtherCAT Technology Group   |
|               | The Islamic Manuscript Association  |
| International | International Organization Development Association (IODA)   |

|                          |   |
|--------------------------|---|
| Italy                    | Conférence Mondiale des Institutions Universitaires Catholiques de Philosophie (COMIUCAP) |
|                          | Conseil Européen pour les Langues (CEL)   |
|                          | Union des Universités de la Méditerranée (UNIMED)   |
| Jordan                   | Association of Arab Universities (AARU)   |
|                          | Association of Social Work at the Association of Arab Universities                        |
| Kingdom of Bahrain       | Society of Colleges of Science In Arab Universities                                       |
| Lebanon                  | Association of Lebanese Universities  |
|                          | Society of Colleges of Science in Arab Universities (AARU)                                |
| Middle East              | Conférence des Recteurs de la région du Moyen-Orient (CONFREMO)                           |
| Netherlands              | European Association for International Education (EAIE)                                   |
|                          | International Federation of Library Associations and Institutions (IFLA)                  |
| Spain                    | International Network for Quality Assurance Agencies in Higher Education (INQAAHE)        |
| Switzerland              | Fédération internationale des traducteurs (FIT)   |
| Tunis                    | The Arab Federation for Libraries and Information (AFLI)                                  |
| United Kingdom           | International Association of University Presidents (IAUP)                                 |
|                          | Oral History (by Oxford University Press)   |
| United States of America | American Council on Education (ACE)   |
|                          | American Institute of Architecture Students (AIAS)  |
|                          | Association of Catholic Colleges and Universities (ACCU)                                  |
|                          | Association of Collegiate Schools of Architecture (ACSA)                                  |
|                          | Association of Governing Boards of Universities and Colleges (AGB)                        |
|                          | Babson Collaborative for Entrepreneurship Education                                       |
|                          | CHEA International Quality Group  |
|                          | Council for Advancement and Support of Education (CASE)                                   |
|                          | Foundation for Global Compact   |
|                          | Global Engineering Deans Council  |
|                          | Latin American Council of Social Science (CLASCO)   |
|                          | Medical Library Association   |
|                          | Association of International Educators (NAFSA)  |



|                          |   |
|--------------------------|---|
| United States of America | NASIG   |
|                          | National Career Development Association (NCDA)                    |
|                          | National CyberWatch Center  |
|                          | Online Learning Consortium (OLC)                                  |
|                          | Principles for Responsible Management Education (PRME)            |
|                          | The Association to Advance Collegiate Schools of Business (AACSB) |

List of Agreements

| Type of agreement | Institution  | Country                      |
|-------------------|--|------------------------------|
| General Agreement | Aix Marseille Université                               | France                       |
|                   | Ajman University                                       | United Arab Emirates         |
|                   | American University of Dubai (AUD)                     | United Arab Emirates         |
|                   | American University of Madaba (AUM)                    | Jordan                       |
|                   | COIMBRA Group of Brazilian Universities                | Brazil                       |
|                   | ENSTA ParisTech  | France                       |
|                   | Family Business Consortium in the Arab Region          | Morocco, Egypt, UAE, Lebanon |
|                   | International University of Languages and Media (IULM) | Italy                        |
|                   | Istanbul Aydin University                              | Turkey                       |
|                   | Katholische Universität Eichstätt-Ingolstadt (KU)      | Germany                      |
|                   | National Apostolate of Maronites                       | United States                |
|                   | National Autonomous University of Mexico (UNAM)        | Mexico                       |
|                   | Pázmány Péter Catholic University                      | Hungary                      |
|                   | Pontifical Catholic University of Goiás                | Brazil                       |
|                   | Russian State Social University                        | Russia                       |
|                   | Sorbonne University                                    | France                       |
|                   | The John Paul II Catholic University of Lublin         | Poland                       |
|                   | Universidad Autonoma Del Caribe                        | Colombia                     |

|  |  |                      |
|--|--|----------------------|
| General Agreement                                | Universidad de Huelva  | Spain                |
|  | Universidad La Salle   | Mexico               |
|  | Universidad Panamericana   | Mexico               |
|  | Universidade Federal de Sao Paulo  | Brazil               |
|  | Universita degli Studi di Palermo  | Italy                |
|  | Université Bretagne Sud  | France               |
|  | Université Catholique de Lyon (UCLy)   | France               |
|  | Université de Caen Normandie   | France               |
|  | Université de Lausanne   | Switzerland          |
|  | Université de Nimes  | France               |
|  | Université de Tours  | France               |
|  | Université Paris Est Créteil   | France               |
|  | Université Pontificale Catholique de Campinas  | Brazil               |
|  | University of Applied Sciences Upper Austria   | Austria              |
| Asher Center for Innovation and Entrepreneurship | University of Cadiz  | Spain                |
|  | University of Chester  | England              |
|  | University of Deusto   | Spain                |
|  | University of Messina  | Italy                |
|  | Università degli Studi di Roma Tor Vergata   | Italy                |
|  | Global Entrepreneurship Week, Inc.   | United States        |
| Faculty of Arts and Sciences                     | Aix Marseille Université   | France               |
|  | Catholic University of Applied Sciences Mainz (Mainz CUAS)   | Germany              |
|  | Centre International de Hautes Etudes Agronomiques Méditerranéennes - Institut Agronomique Méditerranéen de Bari (CIHEAM - IAMB) | Italy                |
|  | Ecole Nationale Supérieure des Arts Technique du Theatre ENSATT  | France               |
|  | Institut La Valette, France-Institute of Alliance Plantatio  | France               |
|  | Institut National des Langues et Civilisations Orientales (INALCO)   | France               |
|  | Intisar Foundation   | United Arab Emirates |



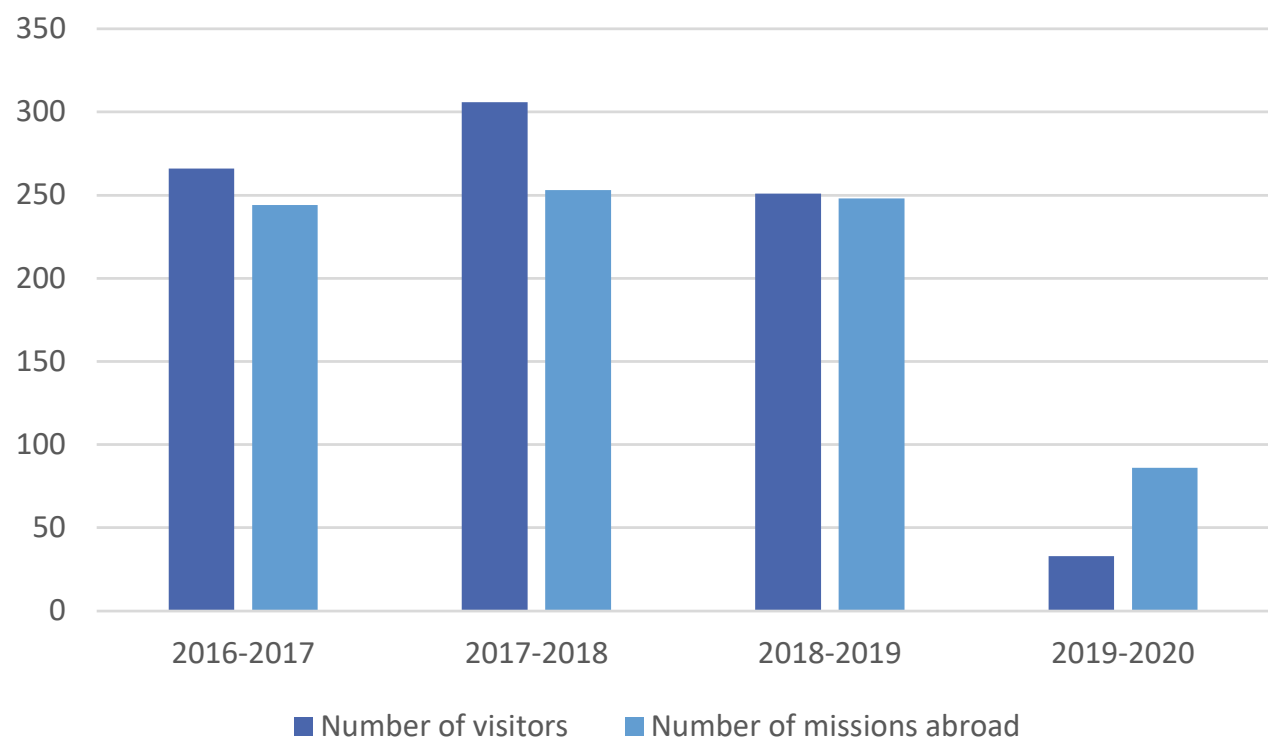
|   |  |                      |
|---|--|----------------------|
| Faculty of Arts and Sciences                              | Michigan State University                                    | United States        |
|   | Sorbonne University  | France               |
|   | UniLaSalle Beauvais  | France               |
|   | Université Catholique de Louvain (UCL)                       | Belgium              |
|   | Université de Lorraine                                       | France               |
|   | Université de Picardie Jules Verne                           | France               |
|   | Université de Tours-UFR Lettres                              | France               |
|   | Université Grenobles Alpes                                   | France               |
|   | Université Laval   | Canada               |
|   | Université Lumière Lyon 2                                    | France               |
|   | Université Paris 1 Panthéon Sorbonne                         | France               |
|   | Université Paul Valéry Montpellier III                       | France               |
|   | Université Polytechnique de Hauts de France                  | France               |
|   | Université Sorbonne Nouvelle Paris 3                         | France               |
|   | University for Foreigners of Sienna                          | Italy                |
|   | University of Ottawa   | Canada               |
|   | University of Sassari  | Italy                |
| School of Music and Performing Arts                       | Intisar Foundation   | United Arab Emirates |
| Higher Institute of Political and Administrative Sciences | La sapienza University                                       | Spain                |
|   | Université Paris 1 Panthéon Sorbonne                         | France               |
|   | Université Catholique de Louvain (UCL)                       | Belgium              |
| Library   | Chambre de Commerce Arabo-Brésilienne                        | Brazil               |
| Pontifical Faculty of Theology                            | Institute of Oriental Studies of Russian Academy of Sciences | Russia               |
|   | Martin-Luther-Universität Halle-Wittenberg                   | Germany              |
|   | Papieski Wydział Teologiczny we Wrocławiu                    | Poland               |
|   | Université Catholique de Louvain (UCL)                       | Belgium              |

|   |   |               |
|---|---|---------------|
| School of Architecture and Design       | Eastern Mediterranean University  | Cyprus        |
|   | Ecole Nationale Supérieure d'Architecture de Paris La Villette                  | France        |
|   | École nationale Supérieure d'Architecture de Strasbourg (ENSAS)                 | France        |
|   | La Sapienza University  | Italy         |
|   | Politecnico di Torino   | Italy         |
|   | Roma Tre University   | Italy         |
|   | Universita di Siena   | Italy         |
|   | Université de Strasbourg  | France        |
|   | Université Ibn Khaldoun   | Tunisia       |
|   | Université Paris Est Créteil - Université Paris Est Marne la Vallée (UPEC-UPEM) | France        |
|   | Université Paris Est Marne la Vallée (UPEM)                                     | France        |
| Faculty of Arts and Sciences            | National University of Life and Environmental Sciences of Ukraine               | Ukraine       |
| School of Engineering                   | Hasselt University  | Belgium       |
|   | ISARA-Lyon  | France        |
|   | Telecom ParisTech   | France        |
|   | Università degli Studi di Napoli Federico II                                    | Italy         |
|   | Université de Bretagne Occidentale - UBO  | France        |
|   | Université de Nantes  | France        |
|   | Université de Technologie de Compiègne (UTC)                                    | France        |
|   | Université d'Orléans  | France        |
|   | Université Polytechnique de Hauts de France                                     | France        |
|   | Institut des Sciences Sociales, Economiques et Politiques (ISSEP)               | France        |
| School of Law and Political Sciences    | Syracuse University College of Law  | United States |
|   | Università di Corsica - Pasquale Paoli  | France        |
|   | Université de Montpellier   | France        |
| School of Medicine and Medical Sciences | Assistance Publique des Hopitaux de Paris                                       | France        |
|   | Université de Tours-UFR Médecine  | France        |



|                 |   |               |
|-----------------|---|---------------|
| Business School | Cleveland State University  | United States |
|                 | Ecole Supérieure des Sciences Commerciales d'Angers - ESSCA                       | France        |
|                 | EM Strasbourg   | France        |
|                 | ESCA Business School  | Morocco       |
|                 | Groupe ISCAE (Institut Supérieur de Commerce et d'Administration des Entreprises) | Morocco       |
|                 | Haute école de gestion Genève   | Switzerland   |
|                 | HEC Montréal  | Canada        |
|                 | La Sapienza University  | Spain         |
|                 | Le Cordon Bleu International  | Netherlands   |
|                 | Université de Strasbourg  | France        |
|                 | Université Paris II Panthéon Assas  | France        |
|                 | University of Minho   | Portugal      |
|                 | University of Stellenbosh   | South Africa  |
|                 | Zagreb School of Economics and Management   | Croatia       |

Staff Mobility



Agreements by Country

| Country                      | Nb. of Agreements | Ratio |
|------------------------------|-------------------|-------|
| France                       | 44                | 42%   |
| Italy                        | 12                | 11%   |
| Brazil                       | 5                 | 5%    |
| United States                | 5                 | 5%    |
| Spain                        | 4                 | 4%    |
| Canada                       | 3                 | 3%    |
| Germany                      | 3                 | 3%    |
| Mexico                       | 3                 | 3%    |
| United Arab Emirates         | 3                 | 3%    |
| Belgium                      | 2                 | 2%    |
| Morocco                      | 2                 | 2%    |
| Poland                       | 2                 | 2%    |
| Russia                       | 2                 | 2%    |
| Switzerland                  | 2                 | 2%    |
| Austria                      | 1                 | 1%    |
| Colombia                     | 1                 | 1%    |
| Croatia                      | 1                 | 1%    |
| Cyprus                       | 1                 | 1%    |
| England                      | 1                 | 1%    |
| Hungary                      | 1                 | 1%    |
| Jordan                       | 1                 | 1%    |
| Morocco, Egypt, UAE, Lebanon | 1                 | 1%    |
| Netherlands                  | 1                 | 1%    |
| Portugal                     | 1                 | 1%    |
| South Africa                 | 1                 | 1%    |
| Tunisia                      | 1                 | 1%    |
| Turkey                       | 1                 | 1%    |
| Ukraine                      | 1                 | 1%    |
| Total                        | 106               | 100%  |



International Grants

| Year of Selection | Funding Body   | Title of the Project  | Faculty   Office   Unit  |
|-------------------|--|---|--------------------------|
| 2016              | Erasmus+: EACEA  | Programme Evaluation for Transparency and Recognition of Skills and Qualitfications" (TLQAA+)   | Quality Assurance        |
| 2017              | UK Tech Hub  | Breast-On-Plat Project  | Arts & Sciences          |
| 2017              | Erasmus+: Jean Monnet                                      | Europe and the MENA Region: Issues and Challenges in the Trans-Mediterranean Relations  | Law   Political Sciences |
| 2017              | Agence Universitaire de la Francophonie                    | Hybridation FOS   | Arts & Sciences          |
| 2017              | Agence Universitaire de la Francophonie                    | Master en sciences de l'Education -Option gestion de l'Education  | Arts & Sciences          |
| 2017              | Agence Universitaire de la Francophonie                    | Master Journalisme et communication en ligne  | Arts & Sciences          |
| 2017              | Erasmus+: EACEA  | StEER Leb: Student Empowerment, Engagement and Representation in Lebanese Universities  | International Affairs    |
| 2018              | HU Gov   | Church Restoration  | Architecture & Design    |
| 2018              | Agence Universitaire de la Francophonie                    | Master Juriste Droit des Affaires (Université de Poitiers - USEK)   | Law & Political Sciences |
| 2018              | Erasmus+: EACEA  | The Lebanese Diploma Supplement: LEBPASS  | International Affairs    |
| 2019              | Agence Universitaire de la Francophonie                    | La connaissance du patrimoine culturel comme outils pour la mise en valeur et comme une approche collaborative des communautés religieuses pour un dialogue interculturel | Architecture & Design    |
| 2020              | Agence Universitaire de la Francophonie                    | AQI - Pro   | Provost                  |
| 2020              | Berytech   | Development of Starter Cultures for Cheese Industries in Lebanon  | Engineering              |
| 2020              | United States Agency for International Development (USAID) | Higher Education Capacity Building (HECD) Program   | International Affairs    |
| 2020              | Emirates Foundation  | Lebanon Unsettled   | Architecture & Design    |
| 2020              | EU H2020: Prima  | Sustainable Wastewater Treatment for Hospitals  | Arts and Sciences        |
| 2020              | Erasmus+: EACEA  | Technology-based Entrepreneurship for Supporting Sustainability in MENA Region  | ACIE                     |



Internationalization is at the heart of the university community. Being a means of exchange and excellence, this process constitutes a major component in the university mission. The International Affairs Office seeks to develop an cosmopolitan environment in order to better prepare students, faculty, and personnel to meet the challenges of a globalized world.





## Higher Center for Research

- 94 Regional and International Call for Awards
- 95 Projects
- 97 Webinars, Seminars and Conferences
- 98 Fields of Research



Regional and International Call for Awards

Call of Awards

| Organization   | Title of Call for Award   | Year      |
|--|---|-----------|
| Association of Arab Universities   | Best Master’s Thesis and PhD Thesis, defended in the academic year 2018-2019, in Fundamental & Applied Sciences (Artificial Intelligence major) and Human & Social Sciences (Social Media major).<br><br>جائزة اتحاد الجامعات العربية للرسائل العلمية المتميزة (ماجستير، دكتوراه) | 2018-2019 |
| Kuwait Foundation for the Advancement of Sciences-KFAS                             | Nominations submission of Kuwaiti and Arab scientists for the 2020 cycle of the Kuwait Prize in five fields: Basic Sciences, Applied Sciences, Economic and Social Sciences, Arts and Litteratures and Arabic and Islamic Scientific Heritage                                     | 2020      |
| Association of Arab Universities   | Rashid Bin Humaid Award for Culture and Science<br><br>جائزة راشد بن حميد للثقافة والعلوم   | 2020      |
| The Foundation Hamdan Bin Rashid Al Maktoum for Distinguished Academic Performance | Distinguished Educational Research Award<br><br>جائزة البحث التربوي المتميز على مستوى الوطن العربي  | 2020      |

Calls of Projects

| Organization  | Title of Call for Project  | Year                       |
|---|--|----------------------------|
| Berytech  | Third Innovation Factory Program: From Research to Market  | Deadline: March 31, 2020   |
| Association des Universités Francophones (AUF)            | International Call For Projects: Auf Covid-19 Pandemic Special Plan P  | Deadline: March 5, 2020    |
| Association of Arab Universities                          | الأبحاث او الدراسات العلمية المُتعلقة بفيروس كورونا المُستجد   | 2020                       |
| CNRS-L  | Expression of Interest for innovative and rapid health-related approaches to respond to COVID-19 and to deliver quick results for society for a higher level of preparedness of health systems | Deadline: June 2020        |
| Berytech under the EU-Funded GIMED Project                | Green Applied Research & Innovation Support Program: Turn Your Green Innovative Solutions into A Successful Business   | Deadline: October 30, 2020 |
| Berytech, under the EU-Funded initiative THE NEXT SOCIETY | Innovation Factory: From Research to Market  | Deadline: November 5, 2020 |
| Horizon 2020  | The European Green Deal Call   | 2020                       |

Projects

CNRS-L/USEK Joint

| Researcher Name | School                         | Project Title  | Year      |
|-----------------|--------------------------------|--|-----------|
| Ata Assaf       | Business                       | The Oil Prices and MENA Equity Markets: Evidence from Frequency and Nonparametric Granger Causality Tests                      | 2017      |
| Charbel Salloum | Business                       | Lebanese Entrepreneurial Expansion among Multiculturalism in the Middle East   | 2017      |
| Hadi Mattar     | Business                       | Supply Chain Management in the Construction Industry Optimization of the process of SCM to minimize waste and maximize utility | 2017      |
| Lena Gebran     | Music                          | Le mouvement théâtral contemporain au Liban entre 2000 et 2020   | 2017      |
| Mario Sassine   | Business                       | Attentes de la génération Z face aux demandes du marché du travail   | 2017      |
| Wassim Dbouk    | Business                       | The Detrimental Effect of Monetary Policy Uncertainty on Banks’Transmission Channels   | 2017      |
| Afif Abdel Nour | Agricultural and Food Sciences | Effects of docking the fat tail on the skin and gut microbiota in Awassi sheep   | 2017      |
| Alain Abi Rizk  | Agricultural and Food Sciences | Genetic characterization, origins and evolution of "Baladi" goats in Lebanon   | 2017      |
| Bachir Habib    | Sciences                       | MIMO hardware channel simulator design for 5G cooperative channels, 802.11 ax WLAN and VLC Li-Fi signals                       | 2017      |
| Bechara Nehme   | Engineering                    | Patient Motion Aiding Robot  | 2017      |
| Jad Jelwan      | Engineering                    | Compressed air system best practice programmes: savings for Lebanon?   | 2017      |
| Joanne Matta    | Agricultural and Food Sciences | Prevalence, risk factors, social and clinical correlates of obesity in Lebanese individuals                                    | 2017      |
| Nadine Zalaket  | Philosophy and Humanities      | Manifestations psychosomatiques et Trauma Relationnel chez les universitaires au Liban   | 2017      |
| Nancy Zgheib    | Engineering                    | Eco-conception d'un precede de bioraffinage des microalgues : valorisation energetique, alimentaire et architecturale.         | 2017      |
| Sandy Rihana    | Engineering                    | LivingLab for Elderly Persons  | 2017      |
| Yonna Sacre     | Agricultural and Food Sciences | Evaluation of psychosocial and genetic determinants of physical activity in a group of Lebanese employees                      | 2017      |
| Akiki Tilda     | Engineering                    | Environmental approach based on the development of an electromechanical platform application for electrical cars               | 2018-2020 |



|                   |                   |   |           |
|-------------------|-------------------|---|-----------|
| Saab Joseph       | Arts and Sciences | Détermination des propriétés physio-chimiques de quelques contaminants organiques des emballages alimentaires recyclés                        | 2018-2020 |
| Azzi Désirée      | Engineering       | Observatory of hydro-biogeochemical functioning of Nahr-Ibrahim: sustainable monitoring   | 2018-2020 |
| Akl Adib          | Engineering       | Analysis of textured images-applications in early detection and diagnosis of Human bone disease   | 2018-2020 |
| Bouri Elie        | Business          | Energy price shocks and sovereign credit risk in Lebanon and the rest of the MENA region  | 2018-2020 |
| Azzi Samar        | Engineering       | Waste analysis of wine industries in Lebanon  | 2018-2020 |
| Salameh Madonna   | Business          | Impact of women on board decision-making as mechanism of corporate  | 2018-2020 |
| Sarkis Nada       | Business          | Instagram advertising: consumer influencer and sales driver-the case of the lebanese F&B industry   | 2018-2020 |
| El Hajj Nemr      | Engineering       | Recycling of [painted car bumpers waste for the production of polymer glass fiber or nanofillers composite materials for different industries | 2018-2020 |
| Zeghondy Barbar   | Engineering       | Harvesting and converting solar power for residential scale   | 2018-2020 |
| Lara Hanna Wakim  | Engineering       | Fostering quality through innovation: safe food logo for a modern food control in the Lebanese restaurants                                    | 2018-2020 |
| Bou Zeidan Marc   | Engineering       | Enhancing the nutritional security of Lebanese society by developing natural and stable sourdoughs to be implemented in baking industries     | 2018-2020 |
| Daou Lindos       | Business          | Life cycle assessment awareness: impact on the behavior of Lebanese consumers and decision-making   | 2018-2020 |
| Nathalie Estephan | Arts and Sciences | Infrared spectroscopy coupled to chemometrics: a new and fast approach for characterizing and authenticating Lebanese honey                   | 2018-2020 |
| Alain Abi Rizk    | Engineering       | Development of a rapid and cost efficient dRT-qPCR/dPCR kit for COVID-19  | 2020      |

Project CEDRE

| Researcher Name                                  | Organization  | Title   | Year |
|--|---|---|------|
| Marc Bou Zeidan/Emilio Mouaness/Lara Hanna Wakim | Micalis-INRA/Faculté des Sciences Agronomiques et Agro-Alimentaires-USEK    | Characterization and Technological Valorization of Microbiota Isolated From Local and Traditional Fermented Food Products | 2019 |
| Charles Yaacoub                                  | Laboratoires de Génie Informatique IMT-Mines Alès/Faculté d'Ingénierie-USEK | Bee Process Modeling and Notation for Apiary Management (BEEP MN)   | 2019 |

Webinars, Seminars and Conferences

| Organization   | Title  | Year                  |
|--|--|-----------------------|
| Ministry of Economy and Trade (MOET) in collaboration with the Holy Spirit University of Kaslik (USEK), the Farmer to Farmer Food Safety and Quality (F2F FSQ) program, funded by USAID and implemented by Land O'Lakes Venture 37 | Interdisciplinary Seminar: Tackling Food Security Challenges: The Case of Food Businesses  | February 25,2020      |
| The Babson Collaborative   | Webinars: The Babson collaborative for entrepreneurship education. In this collaborative research group, members will share their methodology and goals and identify topics for future research. |                       |
| Vice-Presidency for Research of USJ, in collaboration with Berytech and AUF  | Workshop: "Commercializing Your Research: From Lab to Market" led by Mr. Mohab Anis, CEO of Innovety   | July 2, 2020          |
| Hellenic Open University (Greece)  | 1st International Conference on Environmental Design   | October 24-25, 2020   |
| Islamic University of Lebanon  | Middle East International Conference on Contemporary Scientific Studies IV / مؤتمر الشرق الأوسط الدولي الرابع للبحوث العلمية   | November 1 to 3, 2020 |
| Springer Nature  | Academic Publishing & Enhancing Research Effectiveness   | November 24,2020      |
| Association of Arab Universities   | IEEE Innovation and Entrepreneurship Conference 2021   | April 15-17, 2021     |



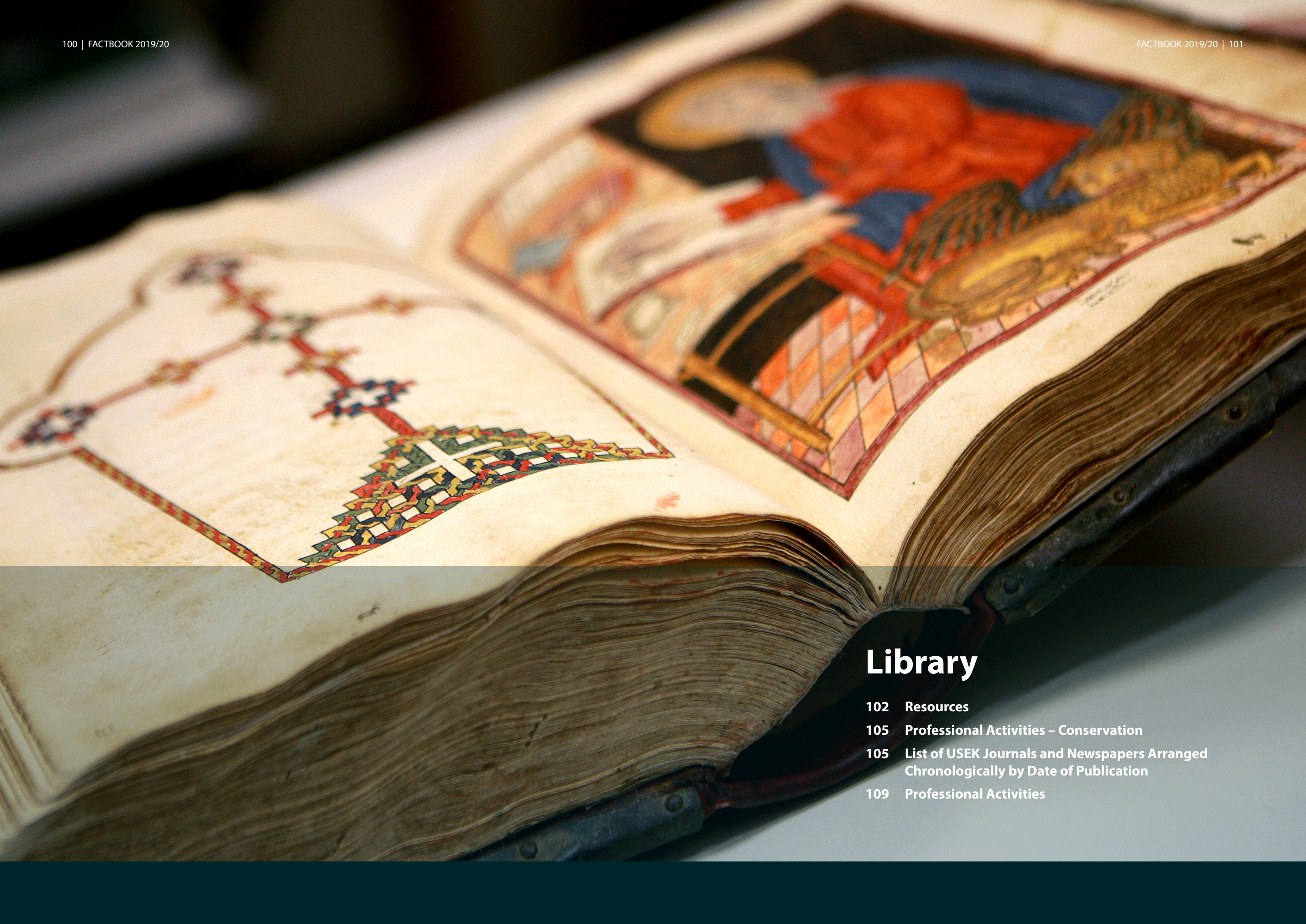
# Fields of Research

Based on publications indexed on Scopus between 2015 and 2020

| SUBJECT AREA                                  |     |
|---|-----|
| Medicine                                      | 22% |
| Economics, Econometrics, and Finance          | 10% |
| Engineering                                   | 6%  |
| Biochemistry, Genetics, and Molecular Biology | 6%  |
| Computer Science                              | 6%  |
| Agricultural and Biological Sciences          | 5%  |
| Social Sciences                               | 5%  |
| Business, Management, and Accounting          | 4%  |
| Environmental Science                         | 4%  |
| Nursing                                       | 4%  |
| Pharmacology, Toxicology, and Pharmaceutics   | 4%  |
| Chemistry                                     | 4%  |
| Energy  | 3%  |
| Physics and Astronomy                         | 2%  |
| Mathematics                                   | 2%  |
| Chemical Engineering                          | 2%  |
| Psychology                                    | 2%  |
| Health Professions                            | 2%  |
| Immunology and Microbiology                   | 2%  |
| Arts and Humanities                           | 2%  |
| Others  | 4%  |







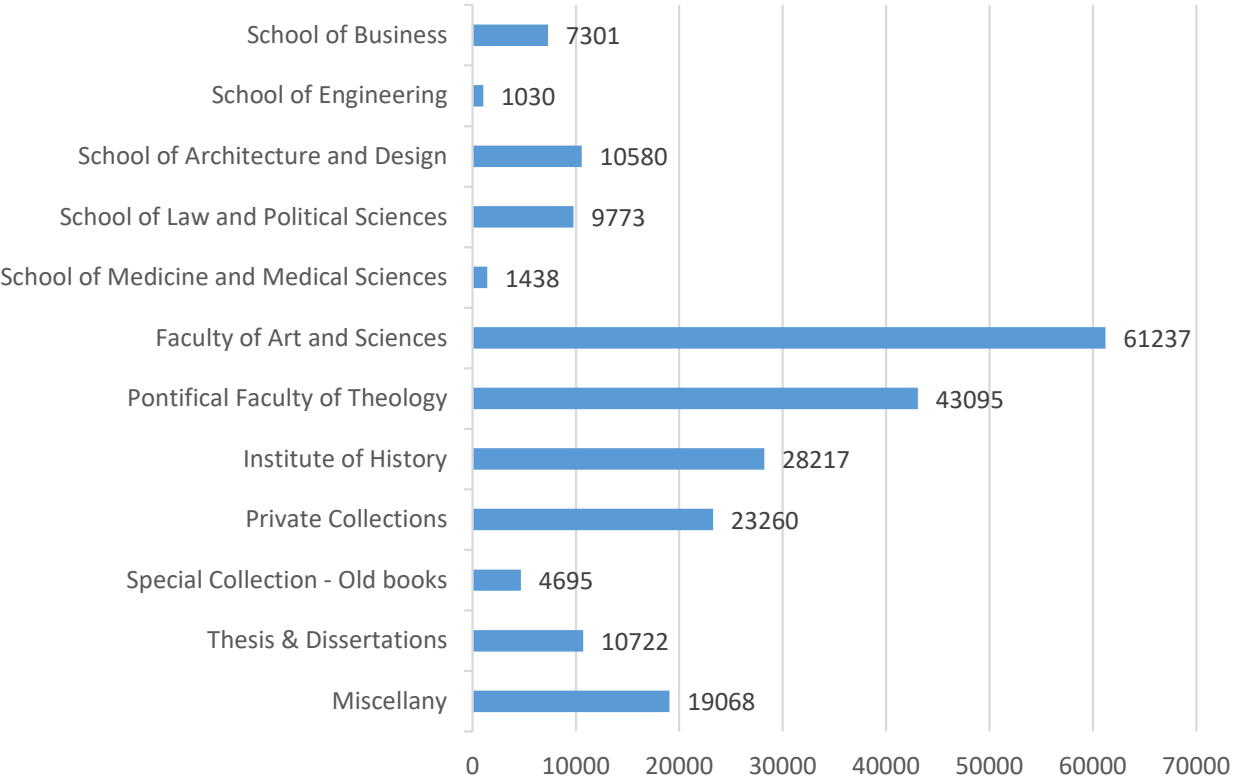
## Library

- 102 Resources
- 105 Professional Activities – Conservation
- 105 List of USEK Journals and Newspapers Arranged Chronologically by Date of Publication
- 109 Professional Activities

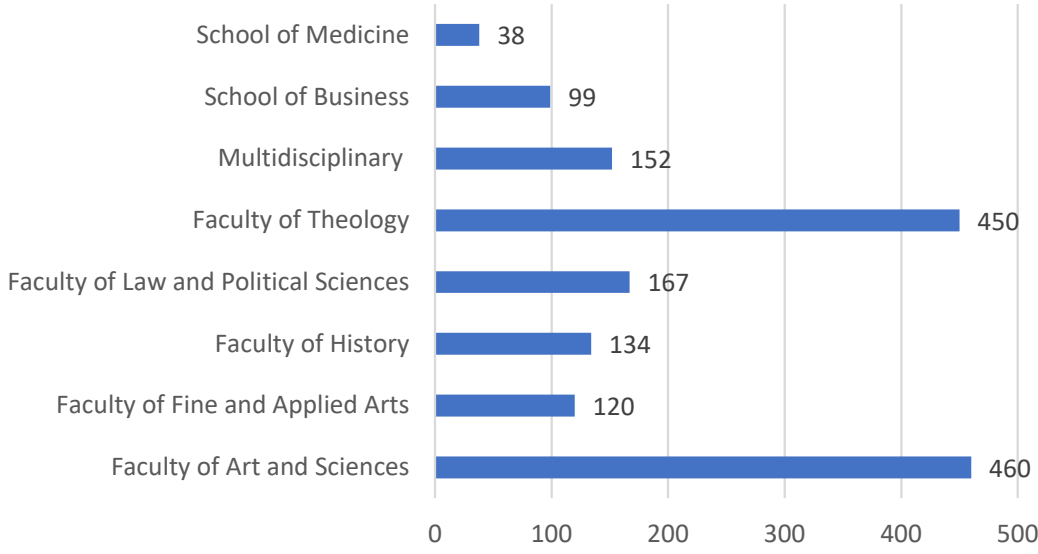


Resources

Print Books by Unit



Print Periodicals by Unit



Print Periodicals Titles

|                  |                                 |
|------------------|---------------------------------|
| Print Journals   | 1,755 in total<br>Ceased: 1,305 |
| Print Newspapers | 82                              |

Digital Periodicals Titles

|                          |     |
|--------------------------|-----|
| Digital Newspapers       | 110 |
| Digital Journals         | 73  |
| Newspapers on Microfilms | 21  |

Collection

| Collections  | 2019-2020   |
|--|---|
| Overall number of books                                  | 183,305   |
| Overall number of rare books                             | 3,660 titles  |
| Electronic book titles                                   | 429,253   |
| Electronic journal titles                                | 112,051   |
| Database subscriptions                                   | 190   |
| Donors   | More than 700 since 2009 (list available)<br>10 of the most important donors:<br>Maurice Gemayel<br>Adonis Nehmé<br>Boutros Dib<br>Joseph Tarrab<br>Edouard Boustany<br>Anna Tabet<br>Naaman Al Ajaji<br>Abbas Torbey<br>Edouard Sawma<br>Boulos Harb |
| E-articles & eBooks downloaded during the year 2019-2020 | 176,119   |
| Visits to library website during the year 2019-2020      | Website visits: 15,488<br>Website sessions: 49,100<br>Page views: 100,655   |



Digital Collection

| Classification                      | Collection                    | Coll. Qty | Item Qty | Image Qty |
|-------------------------------------|-------------------------------|-----------|----------|-----------|
| MANUSCRIPT                          |                               |           | 5417     | 1237293   |
| Manuscript                          | OLM & A Nehmé                 | *         | 1,522    | 425,301   |
| Manuscript Collection-National      |                               | 10        | 1,111    | 243,256   |
| Manuscript Collection-International |                               | 34        | 2,125    | 398,325   |
| Miscellanea                         | *                             | *         | 659      | 170,411   |
| Rare books                          | USEK-Library                  | *         | 206      | *         |
| PERIODICAL                          |                               |           | 305      | 905,824   |
| Expat periodical                    |                               |           | 5        | 75,957    |
| Newspapers                          |                               |           | 116      | 721,663   |
| Journals                            |                               |           | 73       | 115,197   |
| Usek periodical                     |                               |           | 4        | 48,308    |
| Mallah collection                   |                               |           | 108      | 1,329     |
| ARTICLES                            |                               |           | 3,145    | 3,151     |
|                                     | Michel Chiha                  | 1         | 3,145    | 3,151     |
| ARCHIVES                            |                               |           |          | 446,172   |
| Archives                            | Misc registers and archives   | 168       | *        | 184,354   |
| Archives                            | Expat archives                | 3         | 130      | 25,067    |
| Archives                            | Expat registres               | 4         | 22       | 1,923     |
| Archives                            | Libraries archives collection | 27        | *        | 234,828   |
| Total images                        |                               |           |          | 2,589,289 |

Special Collection

| Type                     | Coll./ Title Qty | Type Qty | Notes   |
|--------------------------|------------------|----------|---|
| OLM Manuscripts          |                  | 2,054    |   |
| Adonis Nehme Manuscripts |                  | 70       |   |
| Microfilms               |                  | 3,140    |   |
| Manuscript               | 38               | 2,182    | 2,182 microfilms contain 3,571 manuscripts (including duplicate copies) |
| Periodical (titles)      | 27               | 158      |   |
| Archives                 | 30               | 753      |   |
| Printed                  | 6                | 14       |   |
| Register                 | 1                | 22       |   |
| Thesis                   | 10               | 11       |   |
| Microfiche               |                  | 57       |   |
| Manuscript               |                  | 44       |   |
| Thesis                   |                  | 13       |   |

List of USEK Journals and Newspapers

Arranged chronologically by date of publication

|      |                                 |   |
|------|---------------------------------|---|
| 1861 | Al-Jawaib - الجواب              | Founded by Ahmad Fares al-Shidyaq.  |
| 1870 | Al-Jinān - الجنان               | Bimonthly magazine founded in Beirut by Butrus al-Bustani.                |
| 1875 | Al-Ahram - الاهرام              | Founded in Cairo by Lebanese brothers Bishara and Salim Takla.            |
| 1875 | Thamarat Al Funun- ثمرات الفنون | Founded in Beirut by Abdel Kader Kabani.                                  |
| 1876 | Al-Muktataf - المقتطف           | Scientific journal, founded in Beirut by Yakoub Sarrouf and Fares Nemr.   |
| 1877 | Lissan al-Hal - لسان الحال      | Established in Beirut by Khalil Sarkis. Still published in Lebanon.       |
| 1884 | Al-Tabib - الطبيب               | Founded in Beirut by Ibrahim al-Yaziji, Bichara Zalzal and Khalil Saadeh. |
| 1888 | Al-Mukattam - المقطم            | Founded in Cairo by Lebanese Yaakoub Sarrouf and Fares Nemr.              |



|      |                           |   |
|------|---------------------------|---|
| 1891 | Lubnan - لبنان            | Political newspaper, founded in Beirut (Baabda) by Ibrahim Aswad.       |
| 1892 | Al Hilal - الهلال         | Founded in Cairo by Gergi Zeidan.                                       |
| 1898 | Al-Machriq - المشرق       | A Catholic magazine, founded in Beirut by father Louis Cheikho.         |
| 1908 | Al-Barq - البرق           | Literary newspaper, founded in Beirut by Bechara el-Khoury.             |
| 1909 | Al-Irfan - العرفان        | Political and cultural magazine, founded in Saida by Ahmad al-Zein.     |
| 1911 | Al-Hawadeth - الحوادث     | Political Journal, founded in Tripoli (Lebanon) by Lutfallah al-Khalat. |
| 1914 | Fetat Lubnan - فتاة لبنان | Literary & scientific magazine founded in Beirut by Suleima Abi-Rashed. |

Facilities

|                     |  |
|---------------------|--|
| No. of Libraries    | 5 (kaslik, Chekka, Zahlé, Rmeich and Health Library) |
| Seating capacity    | Kaslik: Reading Room 1: 120                          |
|                     | Kaslik: Reading Room 2: 200                          |
|                     | Chekka: 32   |
|                     | Zahlé: 50  |
|                     | Rmeich: 5  |
|                     | Health Library: 60                                   |
| Public workstations | Reading Room 1: 10                                   |
|                     | Reading Room 2: 10                                   |
|                     | Chekka: 2  |
|                     | Zahlé: 17  |
| Study rooms         | Health Library: 60                                   |
|                     | Kaslik: 3  |
|                     | Conference room                                      |
| Kaslik: 1           |  |

|                                      |                          |
|--------------------------------------|--------------------------|
| Occupied bookshelves in linear meter | Reading Room 1: 175.62 m |
|                                      | Loft 1: 46.94 m          |
|                                      | Loft 2: 70.3 m           |
|                                      | Reading Room 2: 965.34 m |
| External book storage space          | Stacks: 5500.41 m        |
|                                      | Offsite storage: 250 m²  |
|                                      | B5 storage: 164 m²       |

Services

|   |  |
|---|--|
| Subscribed visitors (since the implementation of visitor policy, last year until present)           | One-day subscriptions: 8<br>One-week subscriptions: 4<br>Three-month subscriptions: 46<br>One-year subscriptions: 54 |
| Total books checkouts (from the implementation of Berytos to the migration to Sierra until present) | 509249   |
| Interlibrary loan and document delivery services (last 5 years)                                     | 2728 items   |
| Reference questions answered (last 5 years)   | Basic research questions: 5,740<br>In-depth questions: 1,050   |
| Chat online service (since the implementation of the service (2018 until present)                   | Main campus: 220   |
| Online catalog searches performed (since the implementation of Sierra (2013 until present)          | Queued Search: 90, 883   |



Professional Activities

Conservation

| Category                | Type  | Qty                    | Description                                       |
|-------------------------|---|------------------------|---|
| Professional activities | Expertise and consultancy: Preservation field                   |                        |   |
|                         | Events participation  | 9 missions             |   |
|                         | Hostet training   | 8                      |   |
|                         | Training organized by USEK Library                              | 5                      | Digitization (more than 25 trainings)             |
|                         | Training team participation (training, webinars, online courses | 10                     |   |
|                         | Training team participation (training, webinars, online courses | More than 50 trainings |   |
| Some achievements       | Conservation-restoration project                                | 12                     | Conservation-restoration (more than 25 trainings) |

Expertise and Consultancy

In addition to the conservation and restoration heritage services, we offer our expertise and consultation service to collectors, owners and curators of a legacy fund (library, diocese, municipality, etc.) :

- Lebanese Ministry of Culture, DGA

- Maronite Diocese of Sidon

- Beirut Arab University

- Civil Court of Cassation

- Ameen El Rihani Museum
- Internal Security Forces Library

- Maronite Diocese of Antelias

- Municipality of Zouk

- Sursok Family Collection

Events

- Participation in international and national conferences (UNESCO, LLA, and Digital Arabic Content (DAC) - the first regional conference on content and social media...)
- Participation in a national event (ex. Salon du Livre...)
- Organization of different events, tours, book signatures, and exhibitions....
- Attending national seminars organized by international and national communities, embassies and institutions.
- Participation in different radio and TV programs related to heritage.
- USEK Library offers lectures and courses on preservation, cataloguing, codicology, digitization, and more.
- Participation in International Archives Day.

Training and internships

We organize, host, and participate in:

Hosted Training

- LLA pre-conference preservation and digitization workshops
- Ecole doctorale
- IFLA/QNL
- Iraqi groups
- Atelier d’initiation à la codicologie et au catalogage de manuscrits arabes

Training Organized by Usek Library (personal and group training)

Conservation-Restoration:

- Preservation and Conservation of library and archival materials, Emergency preparedness, codicology, digitization, and more.

National and international Professional groups form different institutions:

- Iraqi groups
- Zouk Municipality
- NDU University preservation team
- AUB University conservator
- Balamand University conservation-restoration team
- Foire: preservation
- Foire: conservation
- Emergency preparedness

Team Training participation

Preservation and conservation team

- Paper-based: manuscripts, archive, prints, etc.
- Completed web and webinar courses (ALCTS/ALA, NEDCC, Lyrasis, the French Ministry of Culture, and others).
- Completed training in conservation-restoration, and codicology with international trainers: BNF, Archives Nationales de France, Philippe Roisse, Jean-Louis Esteve, Professor Jan Just Witkam, Mireille Porterie, Karin Scheper, Francois Vinourd, and Pascal Maritiaux.



The USEK Library supports and nurtures the mission and vision of the University, namely, the education of the youth and the building of a humanist culture. As such, the mission of the USEK Library is to support the research, teaching, and learning needs of the University community by providing comprehensive collections, services, facilities and expertise.





## USEK Cares

- 114 Financial Aid
- 114 Continuous Teaching and Learning Improvement
- 115 Survey on Online Learning Experience - Spring 2020
- 116 Welfare of People on Campus



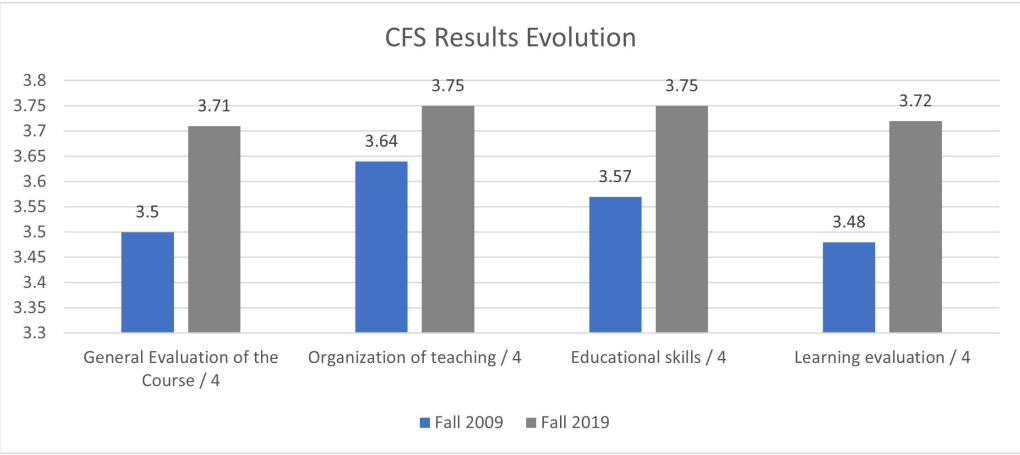
Financial Aid

- In 2020, 25% of the total amount of tuition fees were covered by financial aid compared to 16% in 2011
- 4122 students benefited from financial aid in Fall 2019, equivalent to more than 60% of the total enrollment
- 708 students benefited from sponsor donations in Fall 2019
- 280 student jobs in Fall 2019

Continuous Teaching and Learning Improvement

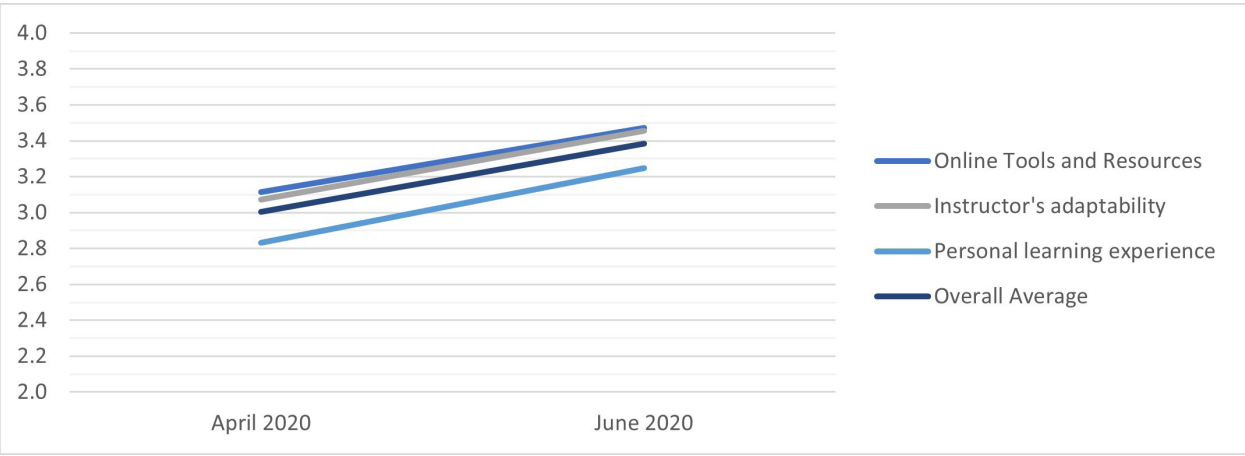
Course Feedback Survey Results

| Semester  | General Evaluation of the Course / 4 | Organization of teaching / 4 | Educational skills / 4 | Learning evaluation / 4 |
|-----------|--------------------------------------|------------------------------|------------------------|-------------------------|
| Fall 2009 | 3.5                                  | 3.64                         | 3.57                   | 3.48                    |
| Fall 2010 | 3.46                                 | 3.61                         | 3.52                   | 3.44                    |
| Fall 2011 | 3.48                                 | 3.64                         | 3.56                   | 3.49                    |
| Fall 2012 | 3.65                                 | 3.69                         | 3.71                   | 3.68                    |
| Fall 2013 | 3.57                                 | 3.64                         | 3.64                   | 3.59                    |
| Fall 2014 | 3.68                                 | 3.73                         | 3.73                   | 3.7                     |
| Fall 2015 | 3.70                                 | 3.75                         | 3.75                   | 3.73                    |
| Fall 2016 | 3.69                                 | 3.69                         | 3.69                   | 3.72                    |
| Fall 2017 | 3.71                                 | 3.75                         | 3.76                   | 3.73                    |
| Fall 2018 | 3.71                                 | 3.76                         | 3.76                   | 3.73                    |
| Fall 2019 | 3.71                                 | 3.75                         | 3.75                   | 3.72                    |
| Average   | 3.62                                 | 3.69                         | 3.67                   | 3.63                    |

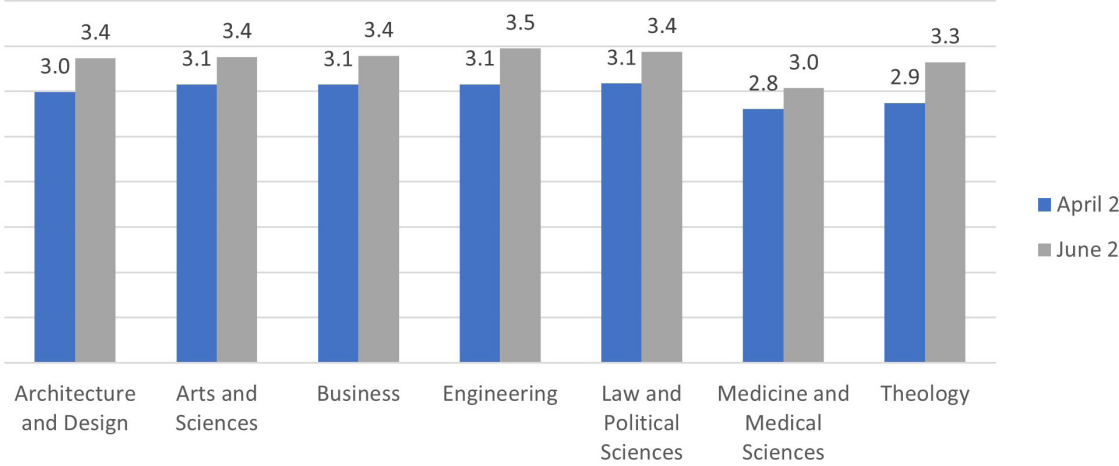


Survey on Online Learning Experience - Spring 2020

Evolution of Results by Question Category



Evolution of Results by Unit





## Welfare of People on Campus

### Student Participation

| Campus | Fall 2013 | Fall 2014 | Fall 2015 | Fall 2016 | Fall 2017 | Fall 2018 | Fall 2019 |
|--------|-----------|-----------|-----------|-----------|-----------|-----------|-----------|
| Kaslik | 3577      | 5957      | 5694      | 5328      | 5501      | 5350      | 4378      |
| Chekka | 203       | 199       | 160       | 116       | 119       | 81        | 47        |
| Rmeich | 97        | 62        | 87        | 59        | 50        | 35        | 30        |
| Zahleh | 306       | 401       | 393       | 343       | 388       | 284       | 212       |
| Total  | 4183      | 6620      | 6334      | 5846      | 6058      | 5750      | 4667      |

### Main Factors for Choosing USEK

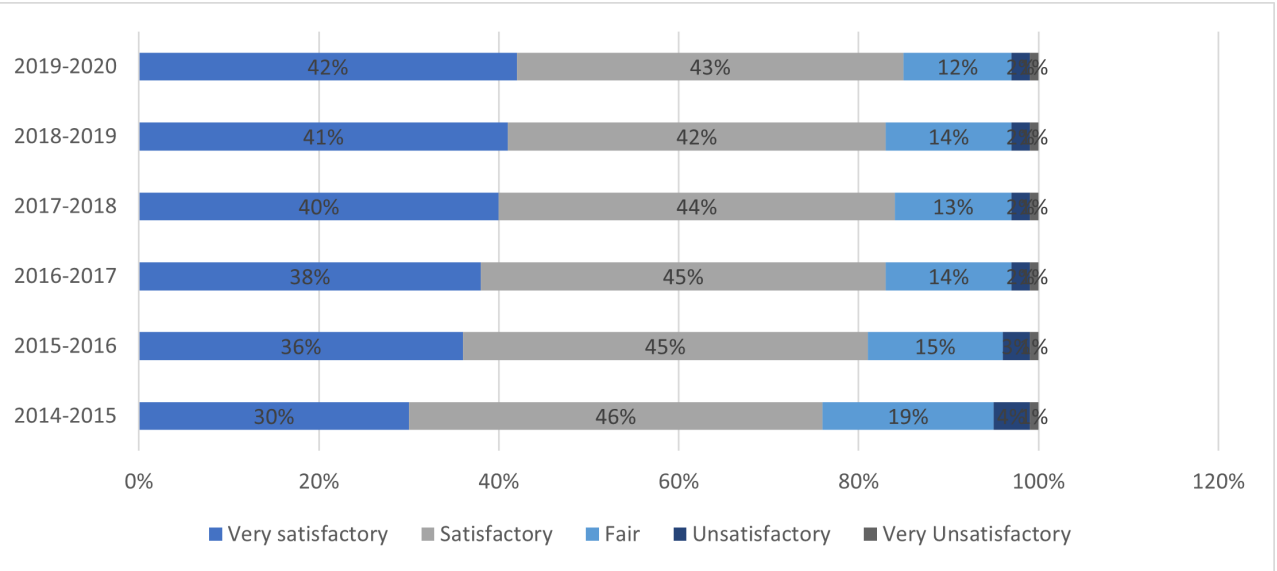
#### Top ten most important factors - Fall 2018-2019

1. Diplomas recognized by the state
2. Respect for diversity
3. Good reputation for quality of education
4. Trilingualism university
5. Modern & contemporary university
6. Wide choice of educational systems and specializations
7. Programs adapted for employment market
8. International dimension
9. Reduce space between the number and the word Freedom
10. Easy access (location of the campus)

“Respect of diversity” increased three ranks since Fall 2013!

“Diplomas recognized by the state” number one factor for choosing USEK since 2008!

### General Impression of Services at USEK







## Corporate Image

120 Social Media Insights

122 E-learning



Social Media Insights

| Facebook   |
|--|
| Total Page Followers: 120,178  |
| Total Page Likes: 118,942  |
| Average Daily Interaction: 41 Organic likes  |
| Average Post Reach: 36,883   |
| Average Reaction: 1,325  |
| Fans Demographics: 44% Women – 56% Men   |
| Top Countries: Lebanon – Iraq – Egypt – Algeria – Tunisia – Morocco – Jordan – Syria – France – USA  |
| Top Cities: Beirut, Lebanon – Baghdad, Iraq – Tripoli, Lebanon – Zahle, Lebanon – Cairo, Egypt – Byblos, Lebanon – Algiers, Algeria – Alexandria, Egypt – Saida, Lebanon – Oran, Algeria |
| Top Languages: English (US) – Arabic – French (France) – English (UK) – Spanish – Portuguese (Brazil) – German – Spanish (Spain) – Italian   |

| Instagram                         |
|-----------------------------------|
| Accounts Reached: 19,466          |
| Average Content Interactions: 672 |
| Top Post Reached: 11.8K           |
| Top IGTV views: 24,712            |

| Twitter                          |
|----------------------------------|
| Total Followers: 10.2K           |
| Average Tweet Impressions: 1,470 |
| Average Profile Visits: 1.085    |
| Average Link Clicks: 541         |

| Linkedin   |
|--|
| Total Followers: 19,957  |
| Average Page Views: Desktop 440 – Mobile 728   |
| Custom Button Clicks: 70   |
| Visitor Demographics (Top Job Functions): Business Development – Education – Operations – Arts and Design – Engineering – Sales – Information Technology – Human Resources – Finance – Media and Communication               |
| Visitor Demographics (Top Locations): Paris, France – New York City – Montreal, Canada – London, United Kingdom – Lyon Area, France – Toronto, Canada – San Francisco – Madrid, Spain – Brussels, Belgium – Barcelona, Spain |

| YouTube  |
|--|
| Number of Subscribers: 788   |
| Number of Views: 31,318  |
| Number of Public Videos: 20  |
| Demographics by Countries: Lebanon – USA – France – Canada – Italy – UAE – KSA – Kuwait – Brazil – Sweden – Argentina – Germany – Egypt – UK – Japan – Australia – Spain |
| Views Gender: Female 13.8% - Male 86.2%  |

| Website  |
|--|
| Average Number of Visitors to the Website by Month : 32000 users / month                             |
| Average Page views by Month : 164371 page views/month  |
| Most Visited Pages : Home, Academics, Admission test result, university fees, admission requirements |
| Number of Visits by Device Type : 52% of users from desktop , 45% from mobile, 3% from tablets       |



E-learning

During the year 2019-2020

- Average 5433 Moodle users accessing per month
- Average 526,536 student users per month
- Average 59,866 instructor users per month

Number of Moodle Users for the Academic Year - 2019-2020

